

20



20

BELGARD®  
PAVES THE WAY



# A RICH HISTORY OF GROWTH



1995

**BELGARD BRAND ESTABLISHED**



1999

**SIERRA FOUNDED**



1997

**CPM ACQUIRED**




1995

**SUPERLITE, JEWELL & MILLER ACQUIRED**



1987

**ADAMS ACQUIRED**



1970

**THE BEGINNING**  
Roadstone merged with Cement Limited



1978

**ENTRY INTO THE AMERICAS**  
Amcors/Oldcastle Founded



1970

1980

1990

**FROM HUMBLE BEGINNINGS, BELGARD IS PROUD TO CELEBRATE 25 YEARS OF LEADING THE HARDSCAPES INDUSTRY.**


Our story begins in the 1970s with a focus on innovation and providing customers with exceptional products and services. We grew by partnering with and acquiring small family businesses across North America, each addition enriching our brand and building a legacy of entrepreneurship and commitment through our local representation.

Belgard's rich heritage guides us still today as we remain focused on innovation and excellence for our customers. We have and will continue to Pave the Way for the industry – for the next 25 years and beyond.


## PRODUCT INNOVATIONS



**DIAMOND WALL**  
First rear lip system



**DUBLIN**  
First multi-piece system on a pallet



**CELTIK WALL**  
First wall system with in-line process



**POLYSAND**  
First hardening joint sand

# 2000

# 2010

**2001**

**ENTRY INTO  
CANADIAN MARKET**  
Permacon acquired




**2002**

**ANCHOR CONCRETE  
ACQUIRED**



**2003**

**NORTHFIELD, COASTAL  
& GMS ACQUIRED**




**2004**

**STOCKTON & BONNER  
SPRINGS FOUNDED**



**2013**

**EXPOCRETE  
ACQUIRED**



**2016**

**TECHNISEAL ACQUIRED**

**Techniseal®**  
Protect and Beautify


**2015**

**ANCHOR BLOCK/  
ANCHOR WALL ACQUIRED**


ENGINEERED SOLUTIONS BY  
**ANCHOR™**  
WALL SYSTEMS



**ARBEL**  
First interlocking  
random stone paver



**LAFITT RUSTIC SLAB**  
Large scale slab using 3D  
scanned surfaces



**TANDEM SYSTEM**  
Innovative & patented system  
allowing the use of decorative  
veneers on structural wall units



**ELEMENTS COLLECTION  
INTRODUCED**  
Pre-built modules offer faster  
installs & cost-efficiency



**TANDEM  
MODULAR BLOCK**  
Evolution of the Tandem  
platform, simplifying the  
structural units to a single unit



satura



TRUECOLOR

**COLOR TECHNOLOGY**

Revolutionary strides towards vibrant,  
lasting color and reproducing the look  
of all types of materials

# INTRODUCING COLLECTIONS



48

## PAVERS

### METROPOLITAN

Catalina™ Stone Paver .....	p. 32
Catalina™ Stone Overlay .....	p. 34
Lafitt® Grana Slab .....	p. 36
Melville™ Plank .....	p. 38
Moduline Series® Plank .....	p. 40
Moduline Series® Slab .....	p. 42

### NATURAL

Catalina™ Slate.....	p. 44
Mega-Lafitt® Paver.....	p. 46
Mega-Libre® Paver.....	p. 48
Travertino .....	p. 50

### HERITAGE

Belgian Cobble® Paver.....	p. 52
Bergerac® Paver.....	p. 54
Dublin Cobble® & Circle .....	p. 56
Mega-Bergerac® .....	p. 58

### LEGACY

Cambridge Cobble® & Circle .....	p. 60
Cambridge Cobble® Overlay.....	p. 62
Holland Stone .....	p. 64
Old World Paver™ .....	p. 66



96

## WALLS

### METROPOLITAN

Melville™ Wall .....	p. 86
----------------------	-------

### NATURAL

Ashlar Tandem™ Wall .....	p. 88
Belair Wall® 2.0 .....	p. 90
Mega-Tandem™ .....	p. 92

### HERITAGE

Celtik® Wall.....	p. 94
Weston Stone™ Wall .....	p. 96

### LEGACY

Diamond® Series .....	p. 98
Sterling™ Wall .....	p. 99



110

## FIRE FEATURES

### NATURAL

Bordeaux™ Series.....	p. 104
Bristol™ Series.....	p. 106

### HERITAGE

Brighton™ Series .....	p. 108
Weston Stone™ Fire Pit Kit.....	p. 110
Weston Stone™ Kits .....	p. 112



122

## ACCESSORIES

### METROPOLITAN

Melville™ Curb.....	p. 116
Laguna™ Universal.....	p. 117

### NATURAL

Anglia® Edger.....	p. 118
--------------------	--------

### HERITAGE

Fountainhead Coping .....	p. 120
---------------------------	--------

### LEGACY

Marina™ Coping .....	p. 122
----------------------	--------

# 6 UNIQUE LOOKS TO FIT ANY STYLE

Introducing Collections by Belgard®, a simple, straightforward way to navigate our product offerings. Sorted by texture, each collection is a sampling of products that look great together no matter the application.

**HERITAGE**  
Antiqued. Tumbled.


**PORCELAIN**  
Porcelain products.

**NATURAL**  
Slate and worn stone.  
Sculpted.

**LEGACY**  
Soft edges. Split face.  
Accent pieces.

**METROPOLITAN**  
Smooth finish. Straight lines.


**ENVIRONMENTAL**  
Permeable products.





**NOTE:** Belgard® cannot guarantee printed color swatches will match actual product. All colors shown are approximate representations of the standard product. Actual colors may vary slightly due to batch variances and environmental conditions at time of photography. Actual sizes may vary by region. Please contact your local Belgard representative for accurate samples, availability and pricing.

## OTHER RESOURCES

Styles and Trends.....p. 6  
Inspiration.....p. 22  
Product Specifications.....p. 30



# MIX, MATCH & MORE WITH COLLECTIONS



# METROPOLITAN

Smooth finish. Straight lines.

Works with Natural for a modern, rustic look.

Works with Legacy to add contemporary style to traditional aesthetics.

# NATURAL

Look of slate and worn stone. Sculpted.

Works with Heritage to create an earthy, classic look.

Works with Metropolitan to give a shabby-chic vibe.

**STYLE MADE SIMPLE**  
Introducing *Collections by Belgard*®, a simple, straightforward way to navigate our product offerings. Sorted by texture, each collection is a sampling of products that look great together no matter the application.

# HERITAGE

Antiqued. Tumbled.

Works with Natural for an aged, rustic appearance.

Works with Legacy to add time-worn aesthetics to traditional style.

Works with Heritage for a traditional, old-world feel.

# LEGACY

Soft edges. Split face. Accent pieces.

Works with Metropolitan to add warmth to contemporary spaces.









## ESCAPE TO YOUR BACKYARD

Today's outdoor spaces are more dynamic than ever, designed to complement the way you live and your aesthetic.

Whether it be a chic lounge area for entertaining, a green-filled hideaway that amplifies your connection with nature, or a clean & minimal space for family fun the Outdoor Roomscape is your gateway to paradise at home.


**LEFT:** DUBLIN COBBLE IN SEDONA & CELTIK CAPS IN SIERRA

**ABOVE:** MIRAGE VERONA PORCELAIN PAVER IN PLATINUM



Bring together natural aesthetics with a modern feel. The irregular edge of the plank pavers allows for a modern twist on biophilic design.

**PICTURED:** MEGA-LAFITT IN SIERRA & HOLLAND IN GRAPHITE



# SIMPLIFY *to* BEAUTIFY

## DO MORE WITH LESS

Design doesn't have to be loud to make a big impact. The "less is more" philosophy sharpens the focus on what really matters in your design.

A backyard with a view needs only two chairs by the fire to complete a rustic design that coincides with nature.

Using a pop of color around your front walkway, like a bright colored door, is a little change that adds big curb appeal.

Keeping landscaping simple not only reduces the amount of time a homeowner spends on yardwork but also places focus on their investment.



**RIGHT:** URBANA PAVER IN CUSTOM COLOR  
& WESTON STONE FIRE PIT IN SIERRA





**TOP:** LAFITT GRANA IN CUSTOM COLOR  
**BOTTOM:** CELTIK WALL IN TOSCANA



## ENTANGLEMENT WITH NATURE

In the ever-expanding age of technology, many rising trends center on the health benefits of incorporating design elements that help keep us connected with the natural world. This can be done both texturally and by integrating organic elements like water, fire, wood or plant life into the hardscape design.

**RIGHT:** URBANA PAVER IN CUSTOM COLOR  
& BERGERAC PAVER IN CUSTOM COLOR



## NATURAL CONNECTION CONTEMPORARY FOCUS

Intertwining the natural and built environments can soften a contemporary look and create a sense of wellbeing.



LEFT: LANDINGS STEP IN TAN

TOP RIGHT: BELAIR WALL 2.0 IN BELLA

L-R: MEGA-LIBRE IN VICTORIAN, URBANA PAVER IN CUSTOM COLOR & MIRAGE NOON PORCELAIN PAVER IN DAYLIGHT





# LIVE LIFE IN COLOR




## INTRODUCING BELGARD'S COLOR OF THE YEAR

Accents of **Terrarium** complement the full range of Belgard colorations — whether on an urban rooftop or at a rural retreat, a suburban backyard or a seaside terrace. Signifying growth, vitality, and renewal, hints of this green in accents and decor help create your biophilic paradise at home.

  
**OPPOSITE**  
CATALINA SLATE IN SONORAN GRAY




**MIDDLE**  
CATALINA SLATE IN TOSCANA

**RIGHT**  
MIRAGE NOON PORCELAIN PAVER  
IN HONEY



# COLOR

Belgard's color of the year, **Terrarium** is a powerfully rejuvenating hue that amplifies and enhances our connection to the natural environments around us.





# TEXTURE

Texture plays an integral role in outdoor living design. The textures chosen can add a dimensional aspect, a time-worn aesthetic or an element of sophistication.



SLATE / RUSTIC




SCULPTED




COBBLED



DIMPLED



SMOOTH / GRANA



STANDARD



DISTRESSED



TUMBLED

# SCALE

Depending on the design goals, the shape and size of a paver can help make an outdoor space look more cozy, more open and contemporary, or more in harmony with the surrounding environment.

4" X 8"  
HOLLAND STONE



5" X 11<sup>3</sup>/<sub>16</sub>"  
MELVILLE™ PLANK



6" X 12"  
CATALINA\*



15" X 22"  
MEGA-LIBRE\*



15<sup>1</sup>/<sub>4</sub>" X 23<sup>3</sup>/<sub>16</sub>"  
TURFSTONE\*




GREAT *is in the*  
DETAILS





# THIS *or* THAT



**SUBTLE CONTRAST** Use a monotone color scheme with perpendicular borders.



**BOLD CONTRAST** Different colors, shapes and sizes make for eye-catching design.




**WORK WITH NATURE** Follow the landscape and allow for nature to guide you.



**MAKE NATURE WORK WITH YOU** Decide where you want the natural world to break through.



**GO SMOOTH** Pick a smooth texture for a modern aesthetic and use color to create contrast.



**MIX IT UP** Add visual and tactile interest by mixing textures and colors.



LEFT: LAFITT GRANA PAVER IN VICTORIAN, WESTON STONE WALL IN VICTORIAN, BELGARD ELEMENTS BRIGHTON FIREPLACE AND WOOD BOXES

## CASUAL COASTAL RETREAT

When you step into the HGTV® Dream Home 2020, you're on "island time." Set on the South Carolina Lowcountry of Hilton Head Island, the shady pines and proximity to the sea played as inspiration for the exterior with coastal blues, rustic browns and sandy tans.

Designed to embrace the marsh front backdrop, the home offers an abundance of outdoor living space. The expansive backyard boasts marshland views with all the splendor of a Gatsby soiree.



**RIGHT:** MELVILLE PLANK IN FOUNDRY & GRAPHITE

**BELOW:** ASHLAR TANDEM IN PEWTER, LANDINGS STEP IN MIDNIGHT, TURIN PORCELAIN PAVER IN STREAM, MELVILLE TANDEM FIRE PIT IN PEWTER

# SPONSORING *the* DREAM *since 2016*



HGTV, HGTV Dream Home, HGTV Dream Home Giveaway and their associated logos are trademarks of Scripps Networks, LLC.  
Photos © 2016-2019 Scripps Networks, LLC. Used with permission; all rights reserved."







# INSPIRE

OUTDOOR OASIS  
DREAM DECK  
PERFECT PATIO

The primary goal in designing an outdoor living room is to create a space that invites you to spend time outdoors. Whether you enjoy entertaining large groups or prefer an intimate space for curling up with a good book, you bring life outside.

WE'LL PAVE  
THE WAY

MIRAGE NOON PORCELAIN PAVERS IN EMBER  
LAFITT GRANA PAVERS IN SONORAN GRAY







# WALK THE LINE

## STYLE COLOR SHAPE & TEXTURE

With dozens of options to choose from, Belgard® pavers help you create walkways that not only transport you from one spot to the next, they become an outward expression of your sense of style.

**OPPOSITE**  
CAMBRIDGE COBBLE IN SIERRA

**TOP**  
MIRAGE QUARZITI 2.0 IN GLACIER

**BOTTOM**  
CATALINA SLATE IN SONORAN GRAY





**TOP**  
LAFITT GRANA SLAB IN SONORAN GRAY  
**OPPOSITE**  
CATALINA SLATE IN CREMA LUNA







## BEAUTY RELAXATION SERENITY


An inviting outdoor retreat provides a mix of beautiful flora, shady nooks and areas to relax or entertain. Take it a step further with hardscaped pathways or a water feature.

**OPPOSITE**  
CATALINA STONE 6X9 IN SIERRA

**TOP**  
WESTON STONE IN RIO

**BOTTOM**  
BORDEAUX FIREPLACE  
MIRAGE QUARZITI 2.0 IN GLACIER  
ASHLAR TANDEM IN VICTORIAN

# BUILD AN OASIS









**OPPOSITE**  
CATALINA STONE IN RIO

**ABOVE**  
MIRAGE QUARZITI 2.0 IN GLACIER  
CAMBRIDGE COBBLE IN TOSCANA



# PAVERS




## METROPOLITAN

- 32** Catalina™ Stone Paver
- 34** Catalina™ Stone Overlay
- 36** Lafitt® Grana Slab
- 38** Melville™ Plank
- 40** Moduline Series® Plank
- 42** Moduline Series® Slab

## NATURAL

- 44** Catalina™ Slate
- 46** Mega-Lafitt® Paver
- 48** Mega-Libre® Paver
- 50** Travertino Overlay



## LEGEND







#### HERITAGE

- 52**  
Belgian Cobble®  
Paver
- 54**  
Bergerac® Paver
- 56**  
Dublin Cobble®  
& Circle
- 58**  
Mega-Bergerac®

#### LEGACY

- 60**  
Cambridge Cobble®  
& Circle
- 62**  
Cambridge Cobble®  
Overlay
- 64**  
Holland Stone
- 66**  
Old World Paver™

#### PORCELAIN

- 68**  
Ardesie
- 70**  
Quarziti 2.0
- 72**  
Verona™
- 73**  
Glocal
- 74**  
Noon
- 75**  
Sundeck

- 76**  
Porcelain Veneer

- 78**  
Unico Step &  
Coping

#### ENVIRONMENTAL

- 80**  
Aqua Roc™  
Permeable Paver

- 82**  
Turfstone™  
Permeable Paver


- 83**  
Urbana® Stone  
Paver




# CATALINA<sup>TM</sup> STONE PAVER




BELLA




RIO



SIERRA



SONORAN GRAY\*



TOSCANA



MODERN  
LINEAR  
SMOOTH

*\*Swatch represents product color only,  
not surface texture, dimension, and/or shape.*

*Also available in 80mm special order,  
contact your Belgard Rep for information.*

**1-PIECE | 60MM**



6 x 9 x 2<sup>3</sup>/<sub>8</sub>

**2-PIECE COMBO | 60MM**



6 x 3 x 2<sup>3</sup>/<sub>8</sub>



6 x 6 x 2<sup>3</sup>/<sub>8</sub>

**1-PIECE | 60MM**



6 x 12 x 2<sup>3</sup>/<sub>8</sub>


**1-PIECE | 60MM**



12 x 12 x 2<sup>3</sup>/<sub>8</sub>

**TOP**  
PAVERS IN TOSCANA

**OPPOSITE**  
6X12 PAVERS IN FOUNDRY  
3 PIECE PAVERS IN SONORAN GRAY  
COLUMN INLAYS & BORDER: BELGIAN COBBLE  
IN DARK CHARCOAL









# CATALINA<sup>TM</sup> STONE OVERLAY



BELLA



RIO



SIERRA



SONORAN GRAY\*



TOSCANA



MODERN  
LINEAR  
SMOOTH

*\*Swatch represents product color only,  
not surface texture, dimension, and/or shape.*

1-PIECE | 30MM



6 x 9 x 1 1/16

3-PIECE COMBO | 30MM



3 x 6 x 1 1/16



6 x 6 x 1 1/16



6 x 9 x 1 1/16

1-PIECE | 30MM



12 x 12 x 1 1/16

TOP  
PAVERS IN TOSCANA


OPPOSITE  
PAVERS IN SIERRA  
FEATURING TRUSCAPES PATH LIGHTING








# LAFITT<sup>®</sup> GRANA SLAB




CREMA LUNA



RIO



SIERRA



SONORAN GRAY




SLEEK  
CONTEMPORARY  
LARGE-SCALE


3-PIECE MODULAR | 50MM



14<sup>7</sup>/<sub>8</sub> x 7<sup>3</sup>/<sub>8</sub> x 2




14<sup>7</sup>/<sub>8</sub> x 14<sup>7</sup>/<sub>8</sub> x 2



14<sup>7</sup>/<sub>8</sub> x 22<sup>7</sup>/<sub>16</sub> x 2

**OPPOSITE**  
WALKWAY: PAVERS IN RIO  
PATIO: MIRAGE PORCELAIN NOON IN EMBER







# MELVILLE™

## PLANK



ASPEN



LINEN



FOUNDRY



GRAPHITE



RIO

*Also available in Sororan Gray.*



SLEEK  
MODERN  
VERSATILE



DESIGN TIP

Clean lines add modern flare to any patio. Make it your own by alternating widths for contrast and visual interest.

Installed in HGTV's  
Dream Home 2020!



[Beldgard.com/DreamHome](http://Belgard.com/DreamHome)

TOP  
PAVERS IN RIO

OPPOSITE  
PAVERS IN FOUNDRY

LARGE | 60MM



7 1/2 x 11 1/16 x 2 3/8



7 1/2 x 15 3/4 x 2 3/8



7 1/2 x 19 1/16 x 2 3/8

SLIM | 60MM



5 x 11 1/16 x 2 3/8



5 x 15 3/4 x 2 3/8



5 x 19 1/16 x 2 3/8







# MODULINE SERIES<sup>®</sup> *PLANK*



GRAPHITE



LINEN



FOUNDRY



SLEEK  
CONTEMPORARY  
LINEAR


1-PIECE | 80MM



3 x 12 x 3 1/8



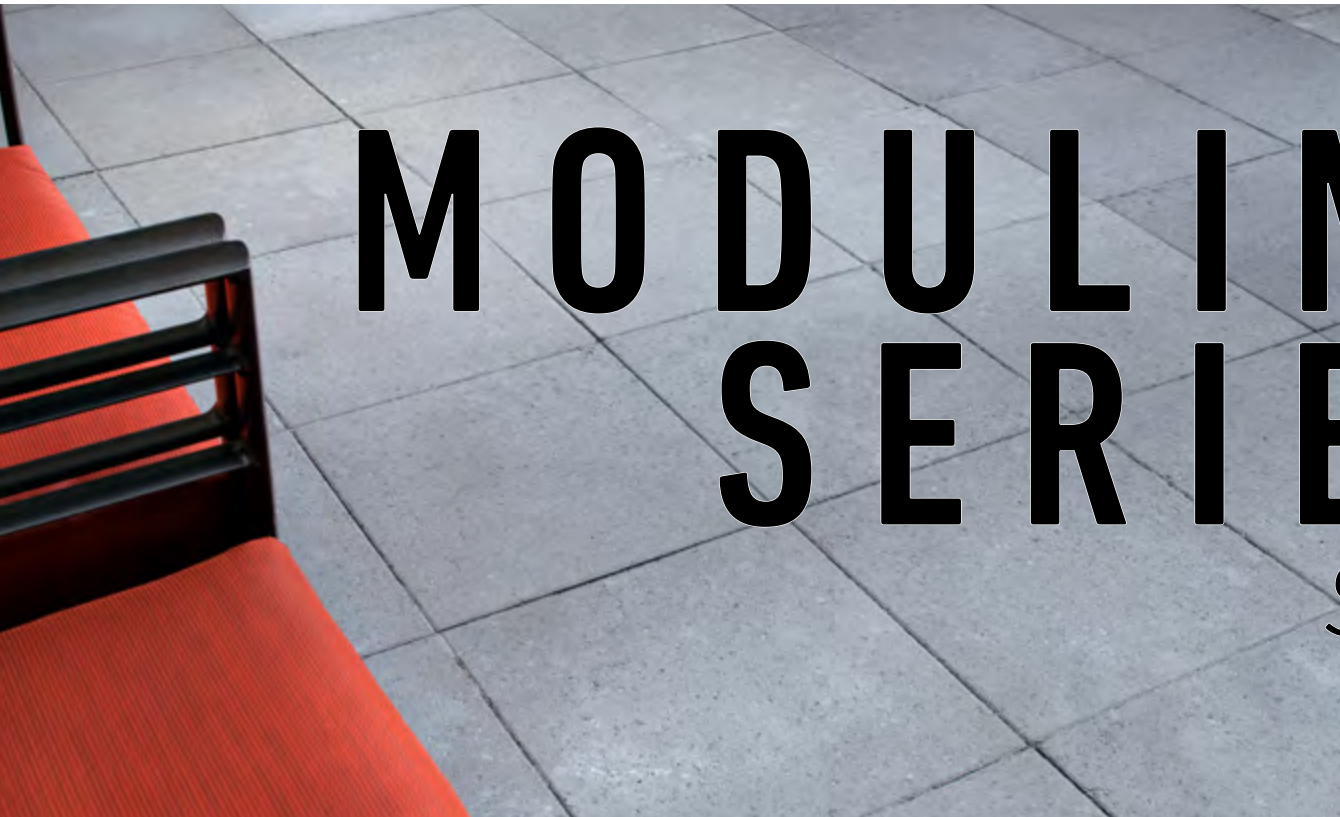
TOP  
PAVERS IN LINEN

OPPOSITE  
PAVERS IN TOSCANA - SPECIAL ORDER





# MODULINE SERIES<sup>®</sup> SLAB



GRAPHITE



LINEN



FOUNDRY


**|||**  
SLEEK  
CONTEMPORARY  
LINEAR

**RECTANGLE | 60MM**

**SQUARE | 60MM**



12 x 24 x 2 3/8



24 x 24 x 2 3/8

**TOP**  
PAVERS IN FOUNDRY  
**OPPOSITE**  
PAVERS SPECIAL ORDER







# CATALINA<sup>TM</sup> SLATE PAVER



BELLA



CREMA LUNA



SIERRA



SONORAN GRAY



MODULAR  
RICH COLOR  
TEXTURED

3-PIECE MODULAR | 60MM




6 x 3 x 2<sup>3</sup>/<sub>8</sub>



6 x 6 x 2<sup>3</sup>/<sub>8</sub>




6 x 9 x 2<sup>3</sup>/<sub>8</sub>



12 x 6 x 2<sup>3</sup>/<sub>8</sub>




12 x 9 x 2<sup>3</sup>/<sub>8</sub>



12 x 12 x 2<sup>3</sup>/<sub>8</sub>

TOP  
PAVERS IN CREMA LUNA  
OPPOSITE  
PAVERS IN SONORAN GRAY





# MEGA-LAFITT®

SPECIAL  
ORDER

PAVER



FLAGSTONE  
LARGE-SCALE  
MODULAR

#### 3-PIECE MODULAR | 80MM



10 $\frac{3}{8}$  x 5 $\frac{1}{4}$  x 3 $\frac{3}{8}$



10 $\frac{1}{2}$  x 10 $\frac{1}{2}$  x 3 $\frac{3}{8}$



10 $\frac{1}{2}$  x 15 $\frac{3}{4}$  x 3 $\frac{3}{8}$

#### LARGE SQUARE | 80MM



15 $\frac{3}{4}$  x 15 $\frac{3}{4}$  x 3 $\frac{3}{8}$

OPPOSITE  
PAVERS IN RIO  
PICTURED WITH NEXTGEL GRAY POLYMERIC SAND

Contact your Belgard Sales Rep. for color options.  
Allow for additional lead-time.









# MEGA-LIBRE<sup>®</sup>

## PAVER



AUTUMN



TOSCANA



BELLA



VICTORIAN



MONTECITO



VERSATILE  
VIRTUAL JOINT  
NATURAL

**SMALL UNIT | 60MM**



15½ x 22 x 2¾

**LARGE UNIT | 60MM**



15½ x 29¾ x 2¾

**TOP**  
PAVERS IN AUTUMN  
MARINA COPING IN SIERRA

**OPPOSITE**  
PAVERS IN AUTUMN  
PICTURED WITH NEXTGEL TAN POLYMERIC SAND





# NEW

# TRAVERTINO

## OVERLAY



TIMELESS  
DURABLE  
NATURAL

### 3-PIECE | 30MM



6 x 6 x 1<sup>3</sup>/<sub>16</sub>



6 x 12 x 1<sup>3</sup>/<sub>16</sub>



12 x 12 x 1<sup>3</sup>/<sub>16</sub>



6 x 12 x 1<sup>3</sup>/<sub>16</sub>

### RECTANGLE | 30MM

**OPPOSITE**  
PAVERS IN CUSTOM COLOR  
WESTON WALL IN SIERRA

*Contact your Belgard Sales Rep. for color options.  
Allow for additional lead-time.*







**NEW**

# BELGIAN COBBLE<sup>®</sup> PAVER



DARK CHARCOAL



TIME-WORN  
ORGANIC  
COBBLED

MULTI-PIECE | 60MM



Variable by 2%

**TOP**  
PAVERS IN DARK CHARCOAL  
PICTURED WITH NEXTGEL BLACK POLYMERIC SAND

**OPPOSITE**  
PAVERS IN DARK CHARCOAL  
CATALINA PAVERS IN SONORAN GRAY  
PICTURED WITH NEXTGEL GRAY POLYMERIC SAND









# BERGERAC<sup>®</sup>


## PAVER



BELLA



SIERRA



TOSCANA



TIMELESS  
WEATHERED  
TEXTURED

**3-PIECE MODULAR | 60MM**



3<sup>3</sup>/<sub>16</sub> x 7<sup>1</sup>/<sub>16</sub> x 2<sup>3</sup>/<sub>8</sub>



7<sup>1</sup>/<sub>16</sub> x 7<sup>1</sup>/<sub>16</sub> x 2<sup>3</sup>/<sub>8</sub>



7<sup>1</sup>/<sub>16</sub> x 10<sup>5</sup>/<sub>16</sub> x 2<sup>3</sup>/<sub>8</sub>

**LARGE SQUARE | 60MM**




10<sup>5</sup>/<sub>16</sub> x 10<sup>5</sup>/<sub>16</sub> x 2<sup>3</sup>/<sub>8</sub>

**TOP**  
PAVERS IN TOSCANA  
PICTURED WITH NEXTGEL GRAY POLYMERIC SAND

**OPPOSITE**  
PAVERS IN SIERRA  
PICTURED WITH NEXTGEL GRAY POLYMERIC SAND

*Also available un-tumbled. Consult your  
Belgard Sales Rep. for pricing and availability.*









# DUBLIN COBBLE® & CIRCLE



BELLA



SIERRA



TOSCANA



VICTORIAN



CLASSIC  
ANTIQUED  
ELEGANT

**3-PIECE MODULAR | 60MM**




3 x 6 x 2<sup>3</sup>/<sub>8</sub>"



6 x 6 x 2<sup>3</sup>/<sub>8</sub>"



6 x 9 x 2<sup>3</sup>/<sub>8</sub>"



9 x 9 x 2<sup>3</sup>/<sub>8</sub>"

**LARGE SQUARE | 60MM**

**CIRCLE**



6 x Variable x 2<sup>3</sup>/<sub>8</sub>"

**TOP**  
PAVERS IN BELLA

**OPPOSITE**  
PAVERS IN BELLA

*Also available un-tumbled. Consult your Belgard Sales Rep. for pricing and availability.*





# MEGA-BERGERAC<sup>®</sup>

SPECIAL  
ORDER  
PAVER

**H**  
TIMELESS  
DIMPLED  
WEATHERED

#### 3-PIECE MODULAR | 80MM



4<sup>3</sup>/<sub>8</sub> x 9<sup>7</sup>/<sub>16</sub> x 3<sup>1</sup>/<sub>8</sub>



9<sup>7</sup>/<sub>16</sub> x 9<sup>7</sup>/<sub>16</sub> x 3<sup>1</sup>/<sub>8</sub>



14<sup>3</sup>/<sub>16</sub> x 9<sup>7</sup>/<sub>16</sub> x 3<sup>1</sup>/<sub>8</sub>

#### LARGE SQUARE | 80MM



14<sup>3</sup>/<sub>16</sub> x 14<sup>3</sup>/<sub>16</sub> x 3<sup>1</sup>/<sub>8</sub>

**OPPOSITE**  
PAVERS IN TOSCANA  
PICTURED WITH NEXTGEL POLYMERIC SAND

Contact your Belgard Sales Rep. for color options.  
Allow for additional lead-time.







# CAMBRIDGE COBBLE® & CIRCLE




BELLA



DESERT



RIO\*



SEDONA\*



SIERRA



TOSCANA



CLASSIC  
PILLOW-TOP  
EUROPEAN

**SQUARE | 60MM**



6 x 6 x 2 3/8

**RECTANGLE | 60MM**



6 x 9 x 2 3/8

**2-PIECE MODULAR | 60MM**



6 x 3 x 2 3/8



6 x 6 x 2 3/8

**3-PIECE MODULAR | 60MM - SPECIAL ORDER**



3 x 6 x 2 3/8



6 x 6 x 2 3/8



6 x 9 x 2 3/8

**CIRCLE**



6 x Variable x 2 3/8

*\*Only available in 3-piece modular.  
Available in 80mm Special Order.  
Contact your Belgard Rep for more information.*

**TOP**  
PAVERS IN DESERT  
**OPPOSITE**  
PAVERS IN TOSCANA








# CAMBRIDGE COBBLE® OVERLAY




BELLA



SEDONA



CREMA LUNA




SIERRA



DESERT



TOSCANA



RIO



CLASSIC  
PILLOW-TOP  
EUROPEAN

**3-PIECE MODULAR | 30MM**

**RECTANGLE | 30MM**



3 x 6 x 1 1/16



6 x 6 x 1 1/16



6 x 9 x 1 1/16




6 x 9 x 1 1/16

**TOP**  
PAVERS IN DESERT

**OPPOSITE**  
PAVERS IN SIERRA

*Overlay installed with Techniseal DriBond*









# HOLLAND


## STONE



DESERT



FOUNDRY\*\*



FUEGO




GRAPHITE



RED



RIO



SIERRA



CLASSIC  
PRACTICAL  
DURABLE

60MM



4 x 8 x 2 $\frac{1}{2}$

80MM\*



4 x 8 x 3 $\frac{1}{8}$

TOP  
PAVERS IN GRAPHITE AND FUEGO

OPPOSITE  
PAVERS IN SIERRA  
STEPS: BELAIR 2.0

*\*Special order only. Contact your local Belgard Sales Rep. for lead times.  
\*\*Swatch represents product color only, not shape.*







SPECIAL  
ORDER

# OLD WORLD PAVER™



COBBLED  
EUROPEAN  
TIME-WORN

### 3-PIECE MODULAR | 80MM



5 1/8 x 7 1/4 x 3 1/8



5 1/8 x 10 1/4 x 3 1/8



5 1/8 x 12 1/4 x 3 1/8

**TOP**  
PAVERS IN BELLA  
BORDER: MEGA-LAFITT IN BELLA  
NEXTGEL TAN POLYSAND

**OPPOSITE**  
PAVERS IN BELLA  
BORDER: MEGA-LAFITT IN BELLA  
NEXTGEL TAN POLYSAND

Contact your Belgard Sales Rep. for color options.  
Allow for additional lead-time.





# ARDESIE

## STONE FINISH



AFRICAN STONE  
AD 03 NAT - V4



BLACK REEF\*  
AD 04 NAT - V3



ISLAND  
AD 02 NAT - V3



SHORE\*  
AD 01 NAT - VE



DIVERSE  
DURABLE  
NATURAL



V1:  
Uniform  
appearance



V2:  
Slight  
variation



V3:  
Moderate  
variation



V4:  
Substantial  
variation

\* Special order only.

NOTE: This product can be installed using elevated systems.



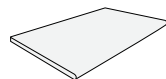
Spacers are recommended for all porcelain paver installations. For vehicular applications, there must be a mortar install over a concrete slab.

24 X 24



23.54 x 23.54 x 3/4

UNICO



12.99 x 23.54 x 3/4

VENEER



17.72 x 4.13

**MIRAGE**  
Porcelain. Design. Sustainability



# QUARZITI 2.0


## STONE FINISH



GLACIER  
QR 01 NAT - V3



RIVER  
QR 04 NAT - V3



MANTLE\*  
QR 05 NAT - V3



WATERFALL  
QR 03 NAT - V3



MOUNTAINS  
QR 02 NAT - V3

  
SIMPLE  
VERSATILE  
NATURAL



V1:  
Uniform  
appearance



V2:  
Slight  
variation



V3:  
Moderate  
variation



V4:  
Substantial  
variation

\* Special order only.

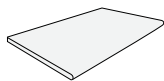
NOTE: This product can be installed using elevated systems.

24 X 24



23.54 x 23.54 x 3/4

UNICO



12.99 x 23.54 x 3/4



Spacers are recommended for all porcelain paver installations. For vehicular applications, there must be a mortar install over a concrete slab.

**MIRAGE**  
Porcelain. Design. Sustainability







BLUE STONE - V3



PLATINUM - V3



TAOS - V3



YUKON - V4



MODULAR  
TEXTURED  
OVERSIZED

# VERONA™

## STONE FINISH



V1:  
Uniform  
appearance



V2:  
Slight  
variation



V3:  
Moderate  
variation



V4:  
Substantial  
variation

*NOTE: This product can be installed using elevated systems.*



*Spacers are recommended for all porcelain paver installations. For vehicular applications, there must be a mortar install over a concrete slab.*

24 X 24




23.54 x 23.54 x 3/4

**MIRAGE**  
Porcelain. Design. Sustainability


SPECIAL  
ORDER  
NEW

# GLOCAL


## CONCRETE FINISH



ABSOLUTE  
GC 06 NAT - V2



CHAMOIS  
GC 08 NAT - V2




CLASSIC  
GC 05 NAT - V2




CLEAR  
GC 01 NAT - V2



IDEAL  
GC 03 NAT - V2



PERFECT  
GC 02 NAT - V2



TYPE  
GC 04 NAT - V2



MODULAR  
TEXTURED  
OVERSIZED



V1:  
Uniform  
appearance



V2:  
Slight  
variation



V3:  
Moderate  
variation



V4:  
Substantial  
variation

Contact your Belgard Sales Rep. for color options.  
Allow for additional lead-time.


NOTE: This product can be installed using elevated systems.

24 X 24



23.54 x 23.54 x 3/4

24 X 48



23.54 x 47.17 x 3/4

36 X 36



35.35 x 35.35 x 3/4

48 X 48



47.17 x 47.17 x 3/4



Spacers are recommended for all porcelain paver installations. For vehicular applications, there must be a mortar install over a concrete slab.


**MIRAGE**  
Porcelain Design. Sustainability



DAYLIGHT  
NN 01 VAT - V4



EMBER  
NN 02 NAT - V4



HONEY\*  
NN 03 NAT - V4



WARM  
RUSTIC  
CONTEMPORARY



# NOON

## WOOD FINISH

Installed in HGTV's Dream Home 2019!



[Beldgard.com/DreamHome](http://Belgard.com/DreamHome)

\* Special order only.

*NOTE: This product can be installed using elevated systems.*



Spacers are recommended for all porcelain paver installations. For vehicular applications, there must be a mortar install over a concrete slab.

**8 X 48**



7.80 x 47.17 x 3/4

**12 X 48**



11.73 x 47.17 x 3/4

**MIRAGE**  
Porcelain. Design. Sustainability



# SUNDECK

## WOOD FINISH



ORIGIN  
SD 01 RD - V2



SPIRIT  
SD 03 RD - V2



RUGGED  
WOODGRAIN  
NATURAL



V1:  
Uniform  
appearance



V2:  
Slight  
variation



V3:  
Moderate  
variation




V4:  
Substantial  
variation

*NOTE: This product can be installed using elevated systems.*



*Spacers are recommended for all porcelain paver installations. For vehicular applications, there must be a mortar install over a concrete slab.*

12 X 48



11.73 x 47.17 x 3/4

**MIRAGE**  
Porcelain. Design. Sustainability.

# PORCELAIN

## VENEER



ARDESIE  
AFRICAN STONE  
AD 03 NAT - V4



QUARZITI  
MOUNTAINS  
QR 02 NAT - V3



QUARZITI  
WATERFALL  
QR 03 NAT - V3



DAYLIGHT  
NN 01 VAT - V4



EMBER  
NN 02 NAT - V4



HONEY\*  
NN 03 NAT - V4



DISTINCT  
EYE-CATCHING  
TEXTURED



V1:  
Uniform  
appearance



V2:  
Slight  
variation



V3:  
Moderate  
variation



V4:  
Substantial  
variation

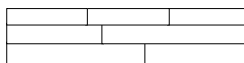
*NOTE: This product can be installed using elevated systems.*




*Spacers are recommended for all porcelain paver installations. For vehicular applications, there must be a mortar install over a concrete slab.*

**MIRAGE**  
Porcelain. Design. Sustainability.

**VENEER - 4 X 18**



4.13 x 17.72





# UNICO

## STEP & COPING



ARDESIE  
ISLAND  
AD 02 NAT - V4



QUARZITI  
WATERFALL  
QR 03 NAT - V3



ARDESIE  
AFRICAN STONE  
AD 03 NAT - V4



QUARZITI  
RIVER  
QR 04 NAT - V3



QUARZITI  
GLACIER  
QR 01 NAT - V3




QUARZITI  
MANTLE\*  
QR 05 NAT - V3




QUARZITI  
MOUNTAINS  
QR 02 NAT - V3

  
SMOOTH  
VERSATILE  
ELEGANT



STRAIGHT EDGE

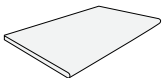


ROUNDED EDGE

TWO INSTALLATION NEEDS,  
A SINGLE SOLUTION.

This versatile porcelain unit is processed on both sides to give you maximum flexibility and design freedom. Unico can be used as a step and as a coping for swimming pools. With a rounded, bullnose edge or straight edge, this uniquely unctional border piece looks great from every angle.

UNICO - 13 X 24



12.99 x 23.54 x 3/4

Installed in HGTV's Dream Home 2019!



[Beldgard.com/DreamHome](http://Belgard.com/DreamHome)

\* Special order only.

NOTE: This product can be installed using elevated systems.



Spacers are recommended for all porcelain paver installations. For vehicular applications, there must be a mortar install over a concrete slab.

**MIRAGE**  
Porcelain. Design. Sustainability.







**SPECIAL  
ORDER**

# AQUAROC™

PERMEABLE PAVER



ECO-FRIENDLY  
ENVIRONMENTAL  
CLASSIC

80MM



4½ x 9 x 3⅞

Contact your Belgard Sales Rep. for color options.

**TOP**  
PAVERS IN DESERT

**OPPOSITE**  
PAVERS IN CUSTOM COLOR







GRAY



MULTI-USE  
FUNCTIONAL  
DURABLE



# TURFSTONE™

PERMEABLE PAVER

80MM

15 $\frac{3}{4}$  x 23 $\frac{5}{8}$  x 3 $\frac{1}{8}$



**SPECIAL  
ORDER**

# URBANA<sup>®</sup> STONE PAVER

**OE**  
CHISELED  
MODULAR  
VINTAGE

Installed in HGTV's  
Dream Home 2020!



[Beldgard.com/DreamHome](http://Belgard.com/DreamHome)

**TOP**  
PAVERS IN VICTORIAN  
PICTURED WITH NEXTGEL GRAY POLYMERIC SAND

**OPPOSITE**  
PAVERS IN BELLA  
LARGE SQUARE BORDER  
PICTURED WITH NEXTGEL GRAY POLYMERIC SAND

Contact your Belgard Sales Rep. for color options.  
Allow for additional lead-time.

#### 3-PIECE MODULAR | 60MM



7 $\frac{7}{8}$  x 3 $\frac{1}{16}$  x 2 $\frac{3}{8}$



7 $\frac{7}{8}$  x 7 $\frac{7}{8}$  x 2 $\frac{3}{8}$



7 $\frac{7}{8}$  x 11 $\frac{13}{16}$  x 2 $\frac{3}{8}$

#### LARGE SQUARE | 60MM



11 $\frac{13}{16}$  x 11 $\frac{13}{16}$  x 2 $\frac{3}{8}$

#### 3-PIECE MODULAR | 80MM



7 $\frac{7}{8}$  x 3 $\frac{1}{16}$  x 3 $\frac{1}{8}$



7 $\frac{7}{8}$  x 7 $\frac{7}{8}$  x 3 $\frac{1}{8}$



7 $\frac{7}{8}$  x 11 $\frac{13}{16}$  x 3 $\frac{1}{8}$


#### LARGE SQUARE | 80MM



11 $\frac{13}{16}$  x 11 $\frac{13}{16}$  x 3 $\frac{1}{8}$



# WALLS



## LEGEND



METROPOLITAN



NATURAL



HERITAGE



LEGACY





**METROPOLITAN**

**86**  
Melville™ Wall

**NATURAL**

**88**  
Ashlar Tandem™  
Wall

**90**  
Belair Wall® 2.0

**92**  
Mega-Tandem™  
3-in-1 System

**HERITAGE**

**94**  
Celtik® Wall

**96**  
Weston Stone™ Wall

**LEGACY**

**98**  
Diamond® Series

**99**  
Sterling™ Wall

*freestanding  
retaining  
garden*



NEW  
**MELVILLE™**  
 WALL



GRAPHITE



LINEN



RIO



FREESTANDING / RETAINING

LINEAR  
 OVERSIZED  
 SMOOTH



## DESIGN TIP

Pair a sleek, modern wall with a smooth, linear paver for an ultra-modern look or add warmth by choosing a textured, modular paver.

Contact your Belgard Sales Rep. for lead-time.

TOP  
 PICTURED WITH CAP INTEGRATED  
 INTO WALL DESIGN

For walls over 30 inches in height, soil reinforcement is generally necessary. A qualified engineer should be consulted for design and analysis of structures.

WALL UNIT

CAP



4 x 20 x 10



2 x 20 x 13

ENGINEERED SOLUTIONS BY  
**ANCHOR™**  
 WALL SYSTEMS







# ASHLAR TANDEM™ WALL



Contact your Belgard Sales Rep. for color options.

FREESTANDING / RETAINING  
MULTI-PIECE  
CHISELED  
VERSATILE

Installed in HGTV's  
Dream Home 2019 & 2020!



[Belgard.com/DreamHome](http://Belgard.com/DreamHome)

For walls over 30 inches in height, soil reinforcement is generally necessary. A qualified engineer should be consulted for design and analysis of structures.

## ASHLAR TANDEM UNITS 1, 2 & 3\*



7 x 13<sup>3</sup>/<sub>16</sub> x 2<sup>5</sup>/<sub>8</sub>



7 x 15<sup>13</sup>/<sub>16</sub> x 2<sup>5</sup>/<sub>8</sub>



7 x 18<sup>7</sup>/<sub>16</sub> x 2<sup>5</sup>/<sub>8</sub>


\*All sizes come mixed on one pallet. Not sold individually.

## TANDEM CAP



3<sup>1</sup>/<sub>4</sub> x 24 x 15

## UNIVERSAL CAP



2<sup>3</sup>/<sub>8</sub> x 14<sup>3</sup>/<sub>16</sub> x 23<sup>5</sup>/<sub>8</sub>

## MODULAR BLOCK



7<sup>1</sup>/<sub>16</sub> x 7<sup>7</sup>/<sub>8</sub> x 7<sup>7</sup>/<sub>8</sub>  
(Connectors Included)

See page 127  
for full product  
information.

## U START BASE BLOCK



3<sup>1</sup>/<sub>2</sub> x 12 x 18<sup>1</sup>/<sub>16</sub>\*  
(Sold Separately)

Recommended for use with all available wall block units. See page 127 for full product information.

\*Note: U Start Base Block actual coverage length is 16<sup>11</sup>/<sub>16</sub>

## INNOVATIVE INSTALLATION



See page 127 for more information on how the Tandem™ Modular Block goes higher with a smaller footprint.

TOP  
WALL IN VICTORIAN

OPPOSITE  
WALL IN VICTORIAN  
WITH TANDEM CAP







# BELAIR WALL<sup>®</sup> 2.0



TOSCANA

VICTORIAN



FREESTANDING / RETAINING

MULTI-PIECE  
SCULPTED-FACE  
CHISELED

Also available in Empire.

For walls over 30 inches in height, soil  
reinforcement is generally necessary. A  
qualified engineer should be consulted for  
design and analysis of structures.

## 6" FREESTANDING



6 x 6 x 5



6 x 10 x 5



6 x 16 x 5

CORNER/  
COLUMN

6 x 16 x 8

TRAPEZOID  
DOUBLE-SIDED  
CAP

3 x 7/8 x 13 1/2

CAP END  
3-SIDED

3 x 8 x 13 1/2

WALL END  
3-SIDED

6 x 8 x 11

## 6" RETAINING



6 x 6 x 8



6 x 10 x 8



6 x 16 x 8

U START BASE  
BLOCK3 1/2 x 12 x 18 7/16\*  
(Sold Separately)

Recommended for use with all  
available wall block units. See page  
127 for full product information.

\*Note: U Start Base Block actual  
coverage length is 16 1/16

OPPOSITE  
WALL IN TOSCANA  
BERGERAC PAVERS IN TOSCANA

ENGINEERED SOLUTIONS BY  
**ANCHOR**<sup>™</sup>  
WALL SYSTEMS





# SPECIAL ORDER

# MEGA-TANDEM™

## 3-IN-1 SYSTEM



RETAINING  
NATURAL  
INNOVATIVE  
LARGE SCALE

Contact your Belgard Sales Rep. for color options.  
Allow for additional lead-time.

For walls over 30 inches in height, soil  
reinforcement is generally necessary. A  
qualified engineer should be consulted for  
design and analysis of structures.

TOP  
WALL IN VICTORIAN  
OPPOSITE  
WALL IN TOSCANA

**MEGA-TANDEM**



12 x 24 x 3

**TANDEM CAP**



3 1/4 x 24 x 15

**MEGA-TANDEM  
COPING**



6 3/4 x 3 x 18

**7" CONNECTOR**



7" Connector  
supports gravity  
walls up to 3'

**21" CONNECTOR**



21 1/4" Connector  
supports gravity  
walls up to 6'

**41" CONNECTOR**



41 1/4" Connector  
supports gravity  
walls up to 10'







# CELTIK®

## WALL



BELLA



TOSCANA



SIERRA



VICTORIAN



RETAINING


TEXTURED  
NATURAL  
EUROPEAN

*For walls over 30 inches in height, soil reinforcement is generally necessary. A qualified engineer should be consulted for design and analysis of structures.*


90 MM



3½ x 8⅞ x 6½



3½ x 8⅞ x 10¼



3½ x 8⅞ x 13¼



3½ x 8⅞ x 17

135 MM



5⅞ x 8⅞ x 6½



5⅞ x 8⅞ x 10¼



5⅞ x 8⅞ x 13¼



5⅞ x 8⅞ x 17

STEP-TREAD



13½ x 16 x 3½  
10½ x 16 x 3½

CAP



3⅞ x 12 x 16

TOP  
WALL IN SIERRA  
OPPOSITE  
WALL IN VICTORIAN







# WESTON STONE™

## WALL



BELLA



RIO



SIERRA



TOSCANA

### 3-PIECE MODULAR



4 x 8 x 8



4 x 12 x 8



4 x 16 x 8

### UNIVERSAL



4 x 12 x 8



FREESTANDING / RETAINING

VERSATILE  
MULTI-PIECE  
TUMBLED

*Also available in Sonoran Gray.  
Also available un-tumbled. Consult your Belgard  
Sales Rep. for pricing and availability.*

*For walls over 30 inches in height, soil  
reinforcement is generally necessary.  
A qualified engineer should be consulted  
for design and analysis of structures.*

**TOP**  
WALL IN RIO  
INSTALLED WITH TECHNISEAL  
STRUCTURE BOND


**OPPOSITE**  
WALL IN BELLA  
CATALINA SLATE PAVERS IN BELLA  
WALL INSTALLED WITH TECHNISEAL  
STRUCTURE BOND







DIAMOND 9D STRAIGHT FACE



DIAMOND 9D VIRTUAL JOINT

## DIAMOND PRO® PS | RETAINING WALL

### STRAIGHT FACE



8 x 18 x 12

### BEVELED FACE



8 x 18 x 12

## ACCESSORIES | AVAILABLE IN ALL COLORS

### CAP



3 x 8 x 13

### U START BASE BLOCK®



3½ x 18½ x 12

*Recommended for use with all available wall block units. See page 127 for full product information.  
U Start Base Block actual coverage length is 16 11/16"*

### AVAILABLE COLORS




GRAY



BROWN

TOP  
WALL IN BELLA

LEFT  
WALL IN CUSTOM COLOR



# DIAMOND<sup>®</sup>

## SERIES

### DIAMOND<sup>®</sup> 9D | RETAINING WALL

#### 3 PIECE VIRTUAL JOINT\*



6 x 17<sup>3</sup>/<sub>4</sub> x 9



6 x 17<sup>3</sup>/<sub>4</sub> x 9



6 x 17<sup>3</sup>/<sub>4</sub> x 9

#### 9D BLOCK



6 x 17<sup>3</sup>/<sub>4</sub> x 9

\*These pieces come palletized together.

### ACCESSORIES | AVAILABLE IN ALL COLORS

#### CAP



3 x 8 x 13

#### U START BASE BLOCK<sup>®</sup>



3<sup>1</sup>/<sub>2</sub> x 18<sup>1</sup>/<sub>2</sub> x 12

*U Start Base Block actual coverage length is 16<sup>1</sup>/<sub>4</sub>"*

*Recommended for use with all available wall block units. See page 127 for full product information.*

### AVAILABLE COLORS



BELLA



SIERRA



SONORAN GRAY



RETAINING

CLASSIC STYLE  
WITH MULTIPLE  
INSTALLATION OPTIONS

Belgard's Diamond Series of wall products is perfect for any outdoor wall application. From hard-working retaining walls to aesthetically pleasing garden seat walls, the possibilities are endless.

# STERLING™

## WALL



FREESTANDING / RETAINING  
PINNED SYSTEM  
MULTI-PURPOSE  
INNOVATIVE

Available in Bella, Empire and Sonoran Gray.

\*NOTE: Also available in Retaining Wall Unit

For walls over 30 inches in height, soil reinforcement is generally necessary. A qualified engineer should be consulted for design and analysis of structures.



ENGINEERED SOLUTIONS BY  
**ANCHOR™**  
WALL SYSTEMS

**FSW WALL  
BLOCK\***



6 x 17 $\frac{3}{4}$  x 12

**ANCHOR™ FIBER-  
GLASS PINS**



0.5 x 5

**LAGUNA CAP**




2 $\frac{3}{8}$  x 14 $\frac{3}{16}$  x 23 $\frac{5}{8}$

**SHORT CUT CAP**




3 x 18 x 13





# FIRE FEATURES

*fire pit  
fireplace  
kitchen*



## LEGEND



NATURAL



HERITAGE





**NATURAL**

**104**  
Bordeaux™ Series

**106**  
Bristol™ Series

**HERITAGE**

**108**  
Brighton™ Series

**110**  
Weston Stone™ Fire  
Pit Kit

**112**  
Weston Stone™ Kits



# BORDEAUX™


## SERIES



SIENNA  
BODY COLOR



BUFF  
ACCENT COLOR



PEWTER  
BODY COLOR



MIDNIGHT  
ACCENT COLOR



SHELBY  
BODY COLOR



  
NATURAL  
POLISHED  
COMPACT

PLEASE NOTE: All of our fireplaces, brick ovens and fire pits come standard as wood-burning units. However, our fireplaces and fire pits can be retro-fitted for gas burning log sets and burners. Our brick ovens are wood-burning units only. Please contact us for more details at 877-235-4273. Be sure to check with your local municipality for any codes that may affect your installation. Grill island includes Napoleon Grill and Door Set. Grill is available in propane or natural gas. Must be specified when placing order.



**LINEAR FIREPLACE**

7'4"W x 2'11"D x 4'2"H



**GRILL ISLAND**

2'6"D x 5'11"W x 3'5"H



**FIREPLACE WOOD BOXES**

2'1¼"D x 3'3"W x 3'1"H per box  
Sold as a pair.



**FIREPLACE**

2'7"D x 4'3"W x 7'8"H



**BRICK OVEN**

3'6½"D x 4'5¼"W x 7'8"H

Installed in HGTV's  
Dream Home 2019!



[Beldgard.com/DreamHome](http://Belgard.com/DreamHome)



# BRISTOL™


## SERIES



SIENNA  
BODY COLOR



BUFF  
ACCENT COLOR



PEWTER  
BODY COLOR



MIDNIGHT  
ACCENT COLOR



  
TUMBLER  
RUSTIC  
INVITING



**GRILL ISLAND**  
3'D x 6'4"W x 4'4"H



**FIREPLACE WOOD BOXES**  
2'4"D x 3'W x 3'3"H per box  
Sold as a pair.



**FIREPLACE & HEARTH**  
Fireplace: 3'D x 5'W x 9'6"H  
Hearth: 2'D x 5'W x 11"H



**BRICK OVEN**  
4'D x 4'W x 8'5"H

PLEASE NOTE:  
All of our fireplaces, brick ovens and fire pits come standard as wood-burning units. However, our fireplaces and fire pits can be retro-fitted for gas burning log sets and burners. Our brick ovens are wood-burning units only. Please contact us for more details at 877-235-4273. Be sure to check with your local municipality for any codes that may affect your installation. Grill island includes Napoleon Grill and Door Set. Grill is available in propane or natural gas. Must be specified when placing order.





# BRIGHTON™

## SERIES



GASCONY TAN  
BODY COLOR



ASHBURY HAZE  
ACCENT COLOR



COTSWOLD MIST  
BODY COLOR



BROOKSTONE SLATE  
ACCENT COLOR



**H**  
RUSTIC  
TUMBLED  
COMPACT



**FIREPLACE**

3'4"D x 4'4"W x 8'4"H




**FIREPLACE WOOD BOXES**

2'4"D x 2'8"W x 2'11"H per box  
Sold as a pair.

**PLEASE NOTE:**  
All our Fireplaces, Brick Ovens, and Fire Pits come standard as wood-burning units. However, our fireplaces and fire pits can be retro-fitted for gas burning log sets and burners. Our brick ovens are wood burning units only. Please contact us for more details at 877-235-4273. Also be sure to check with your local municipality for any codes that may affect your installation.

*Product color can vary due to manufacturing processes.*







# WESTON STONE™ FIRE PIT KIT



BELLA



RIO



SIERRA



TOSCANA

**H**  
CLEAN  
VERSATILE  
TUMBLED



**DESIGN TIP**

Add a custom cap as seen here, at right to customize your fire pit.

**SQUARE FIRE PIT KIT**

*Grate included.*



4 x 12 x 8

**CIRCULAR FIRE PIT KIT 2-PIECE MODULAR**


*Grate included.*



4 x 8 x 8

4 x 12 x 8

*Also available in Sonoran Gray.  
NOTE: BeAir Cap not included in kit.*









NEW

# WESTON STONE™ KITS



BELLA



TOSCANA



RIO



SIERRA

**H**  
TUMBLER  
VERSATILE  
RUSTIC



**GRILL ISLAND**  
3'2"D x 5'11"W x 3'4"H



**LINEAR FIREPLACE**  
3'2"D x 8'2"W x 40"H



**LINEAR FIRE PIT**  
3'2"D x 8'2"W x 16"H

INNOVATIVE  
INSTALLATION 

See page 127 for more information on how the Weston Stone Kits are a quick and easy single pallet solution.

*Also available in Untumbled.  
Also available in Sonoran Gray.*





# ACCESSORIES



## LEGEND



METROPOLITAN



NATURAL





HERITAGE



LEGACY





**METROPOLITAN**

**116**

Melville™ Curb

**117**

Laguna™ Universal

**NATURAL**

**118**

Anglia® Edger

**HERITAGE**

**120**

Fountainhead  
Coping

**LEGACY**

**122**

Marina™ Coping


*coping  
edgers  
steps*



GRAPHITE



FOUNDRY



TOSCANA



VICTORIAN



SMOOTH  
ACCENT  
LINEAR



# MELVILLE™ CURB

**CURB**



4<sup>7</sup>/<sub>8</sub> x 6<sup>1</sup>/<sub>2</sub> x 23<sup>3</sup>/<sub>8</sub>

Installed in HGTV's Dream Home 2020!



[Beldgard.com/DreamHome](http://Belgard.com/DreamHome)



# LAGUNA™

## UNIVERSAL



MODERN  
STYLISH  
ACCENT

60MM



2<sup>3</sup>/<sub>8</sub> x 14<sup>3</sup>/<sub>16</sub> x 23<sup>3</sup>/<sub>8</sub>

*NOTE: Available in Bullnose (pictured) and preprocess straight edge.*

*Contact your Belgard Rep. for color and edge options.*



# ANGLIA®

## EDGER



BELLA



TOSCANA



VICTORIAN



CHISELED  
TAPERED  
ACCENT



DESIGN TIP

Edgers add a clean finish to any hardscape project. Add with a paver border to create layered texture as seen above.

MULTI-PIECE



8 1/8 x 5 1/4 x 8



10 1/2 x 5 1/4 x 8



15 5/8 x 5 1/4 x 8



18 x 5 1/4 x 8





# FOUNTAINHEAD


COPING



BELLA



SIERRA



CRÈME LUNA



TOSCANA



RIO



POLISHED  
SMOOTH  
PRECISE

## COPING



4¼ x 12 x 3½

*Swatches represent product color only, not surface texture.*





# MARINA™

*COPING*



BELLA



SIERRA



CHARCOAL



TOSCANA



CREMA LUNA



VERSATILE  
LIGHTWEIGHT  
SMOOTH

**COPING**



3½ x 12 x 2¾

**TOP**  
COPING IN BELLA

**OPPOSITE**  
COPING IN CHARCOAL







1  
ACCENT  
WALLS

2

ACCENT  
FEATURES &  
WALKWAYS

# LIGHTING SOLUTIONS

ACCENT  
COLUMNS

3



## 1. HARDSCAPE LIGHT

TS-A1000  
7 $\frac{1}{8}$  x 3 x 7 $\frac{1}{8}$   
1W / 75LM



## 2. PAVER LIGHTS

TS-HPL-9  
9 x 3 $\frac{1}{4}$  x 2 $\frac{3}{8}$



TS-HPL-8  
8 x 3 $\frac{1}{4}$  x 2 $\frac{3}{8}$



TS-HPL-6  
6 x 3 $\frac{1}{4}$  x 2 $\frac{3}{8}$



## 3. PILLAR LIGHTS

TS-PL101  
9 x 9 x 18  
3W/300M



TS-PL100  
9 x 9 x 20  
3W/300M



## TRANSFORMER



Bluetooth

300 W - TS-TAAB300  
150 W - TS-TAAB150

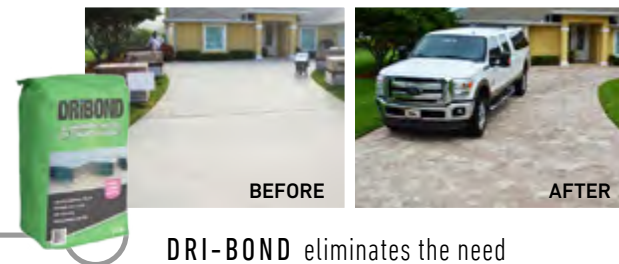
TO LEARN MORE  
ABOUT OUR LIGHTING  
OPTIONS, VISIT  
[BELGARD.COM/LIGHTING](http://BELGARD.COM/LIGHTING)

# INSTALLATION INNOVATIONS

## PRODUCTS THAT MAKE INSTALLATION EASIER

Belgard® offers several products designed to make installation easier and more efficient. Why spend more time and money when you don't have to?





**DRI-BOND** eliminates the need for concrete removal

- Ideal for thin paver overlays
- Dry application
- No mixing - ready to use
- Reduces installation time



**WESTON KITS** are a single pallet solution

- Each kit comes with a layer by layer color coded installation guide that takes contractors step by step through the build process.
- With an average build time of four hours, this is a quick and easy addition to any outdoor living job.



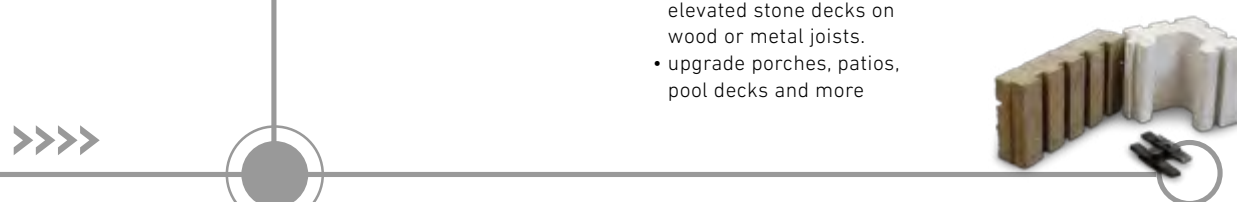
**BELGARD ELEMENTS™** make a big impact with little effort

- Pre-built modular design arrives on pallets for easy install on-site
- Saves time and money; most can be installed in one day!
- Made to complement Belgard pavers and walls



Upgrade your installation with **STONEDEKS**

- Create ground-level or elevated stone decks on wood or metal joists.
- Upgrade porches, patios, pool decks and more



Build a solid foundation with **U START BASE BLOCK®**

- Universal base course for landscaping walls
- Promotes cost savings and installation time efficiency

**TANDEM® MODULAR BLOCK** goes higher with a smaller footprint

- Design flexibility and increased stability during installation.
- Solution for job sites with limited space
- Go higher by connecting multiple blocks to reinforce without geogrid
- Easily construct reinforced corners by connecting multiple blocks
- One all-purpose plastic connector for columns and retaining, freestanding, setback, corners and curved walls

# PREP

stain removers



# CLEAN

cleaners



# PROTECT

sealers

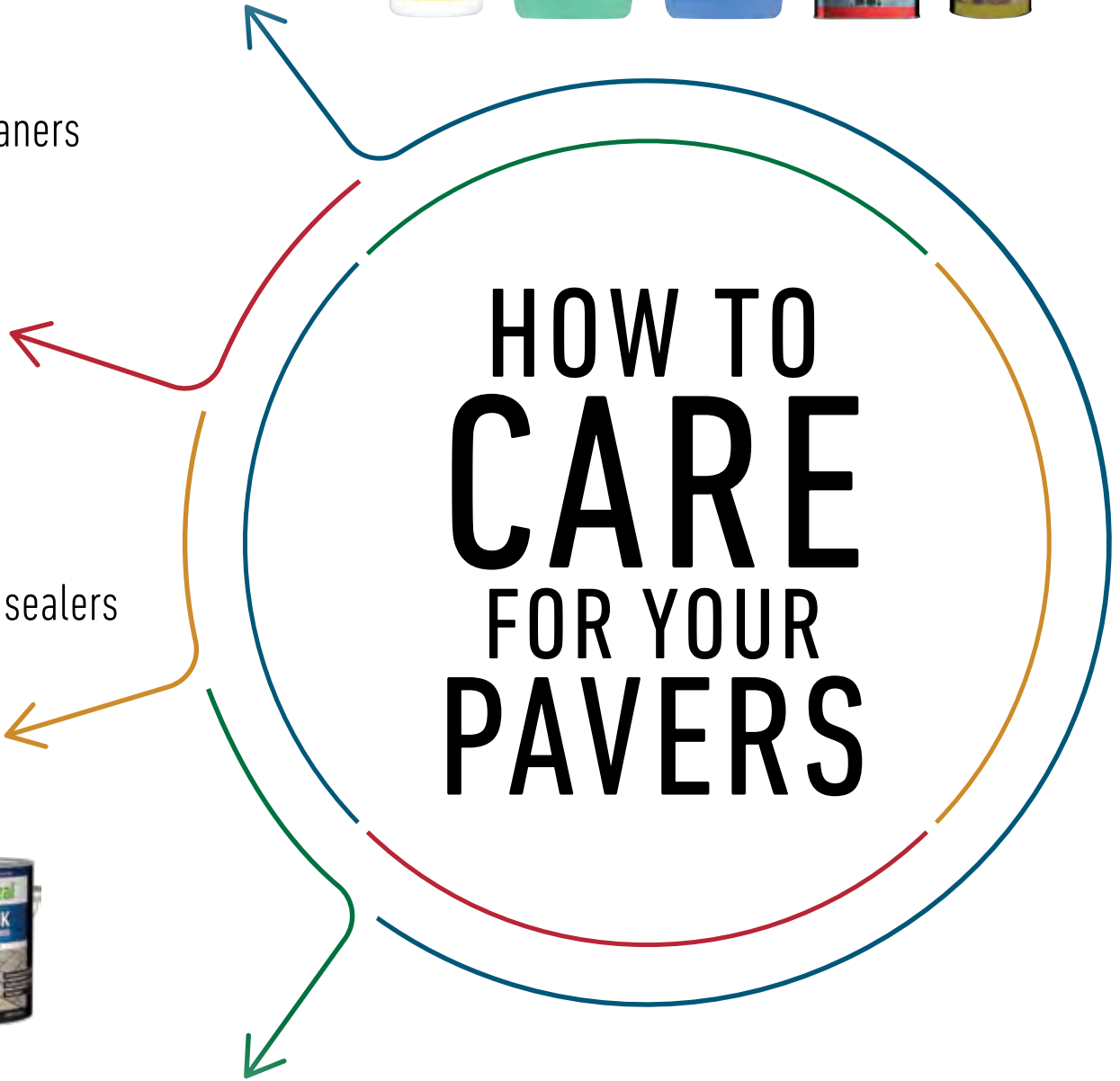



# SAND

joint protection



# HOW TO CARE FOR YOUR PAVERS





# MADE *for* LIFE OUTSIDE



## EFFLORESCENCE

[ ef-luh-res-uh ns ] *noun*

1. a white haze created by a chemical reaction that occurs when the lime or water soluble calcium oxide produced by cement reacts with water.
2. a natural, reversible byproduct of hardened concrete.

If efflorescence does occur, it can be removed with cleaners specially made for concrete pavers.

*Careless or improper cleaning can result in damage and discoloration to the concrete paver surfaces. Contact your Belgard dealer or contractor for further information about appropriate, commercially available cleaners.*



**QUICK  
TIP**

**FOR BEST RESULTS, WAIT 60\* DAYS  
BEFORE SEALING TO ALLOW THIS  
PROCESS TO OCCUR.**

## ROUTINE CLEANING

1. Use a stiff bristle broom and garden hose to scrub and clean the pavers.
2. **HIGH TRAFFIC ZONES** Add in some detergent to the water mix to dislodge dirt from the surface.
3. Scrub with push broom and rinse with garden hose.

## REMOVING OIL STAINS

1. Wipe excess oil from the surface and apply liquid detergent as soon as possible.
2. Allow it to soak for several minutes, then wash with hot water.

Several treatments may be necessary for particularly stubborn stains.

Cleaners specially made for removing oil stains from concrete pavers are recommended.

## PREVENTING WEEDS & ANTS

### YOU'VE GOT OPTIONS

1. Remove by hand or with herbicides.

*Use with care so that adjacent vegetated areas are not damaged opt for a biodegradable product that won't damage other vegetation or pollute water supplies*

2. Apply a sealer over the entire paver surface and let cure.

## SNOW & ICE REMOVAL

Concrete pavers offer outstanding freeze-thaw resistance.


1. Shovels or Plows
2. Electric or liquid snow-melting systems under concrete pavers.





Ask your Belgard dealer or contractor about Snow-melting Systems for Interlocking Concrete Pavements.





# PAVERS

## PALLET INFORMATION / ESTIMATING CHART

<b>ARDESIE STONE FINISH</b>		GROSS WEIGHT/ BOX	PIECES/ BOX	SQ FT/ BOX	BOXES/ FULL PALLET	SQ FT/ PALLET	PALLET GROSS WEIGHT	
<b>24X24</b>		23.54 x 23.54 x 3/4	72	2	7.75	30	232.5	2160
<b>UNICO</b>		12.99 x 23.54 x 3/4	52	3	6.37	40	254.82	2080
<b>VENEER</b>		17.72 x 4.13 x 3/4	34.6	14	7.1	55	390.7	1900










<b>AQUA ROC PERMEABLE PAVER</b>		SQFT/ PALLET	SQFT/ LAYER	LAYER/ PALLET	UNITS/ PALLET	UNITS/ LAYER	LNFT/PALLET (SOLDIER)	LNFT/PALLET (SAILOR)	UNITS/ SQFT	WEIGHT/ UNIT	WEIGHT/ LAYER	WEIGHT/ PALLET	
<b>80MM</b>		4 1/2 x 9 x 3 1/8	93	11.63	8	320	-	120	240	3.57	-	402.13	3217





<b>BELGIAN COBBLE</b>		SQFT/ PALLET	SQFT/ LAYER	LAYER/ PALLET	UNITS/ PALLET	UNITS/ LAYER	LNFT/PALLET (SOLDIER)	LNFT/PALLET (SAILOR)	UNITS/ SQFT	WEIGHT/ UNIT	WEIGHT/ LAYER	WEIGHT/ PALLET
<b>MULTI-PIECE</b>		Variable x 2 3/8	-	-	-	-	-	-	-	-	-	-
												
												
												
<b>TOTAL</b>		<b>85</b>	<b>-</b>	<b>-</b>	<b>-</b>	<b>-</b>	<b>-</b>	<b>-</b>	<b>-</b>	<b>-</b>	<b>-</b>	<b>2040</b>

<b>BERGERAC PAVER</b>		SQFT/ PALLET	SQFT/ LAYER	LAYER/ PALLET	UNITS/ PALLET	UNITS/ LAYER	LNFT/PALLET (SOLDIER)	LNFT/PALLET (SAILOR)	UNITS/ SQFT	WEIGHT/ UNIT	WEIGHT/ LAYER	WEIGHT/ PALLET	
<b>3-PIECE MODULAR</b>		3 1/8 x 7 1/8 x 2 3/8	-	-	-	-	-	-	-	-	-	-	
		7 1/8 x 7 1/8 x 2 3/8	-	-	-	-	-	-	-	-	-	-	
		7 1/8 x 10 5/8 x 2 3/8	-	-	-	-	-	-	-	-	-	-	
<b>TOTAL</b>		<b>113</b>	<b>11.3</b>	<b>10</b>	<b>-</b>	<b>-</b>	<b>-</b>	<b>-</b>	<b>-</b>	<b>-</b>	<b>228.9</b>	<b>2889</b>	
<b>LARGE SQUARE</b>		10 5/8 x 10 5/8 x 2 3/8	89	8.9	10	120	12	105	105	1.33	19.9	239.1	2391

# PAVERS












## PALLET INFORMATION / ESTIMATING CHART

 CAMBRIDGE COBBLE & CIRCLE		SQFT/PALLET	SQFT/LAYER	LAYER/PALLET	UNITS/PALLET	UNITS/LAYER	LNFT/PALLET (SOLDIER)	LNFT/PALLET (SAILOR)	UNITS/SQFT	WEIGHT/UNIT	WEIGHT/LAYER	WEIGHT/PALLET	
SQUARE		6 x 6 x 2 $\frac{3}{8}$ "	120	12	10	480	48	240	240	4	6.6	320.3	3203
RECTANGLE		6 x 9 x 2 $\frac{3}{8}$ "	112	11.2	10	300	30	150	225	2.67	9.98	299.3	2993
2-PIECE MODULAR		6 x 3 x 2 $\frac{3}{8}$ "	20	2	10	160	16	40	80	8	-	320.3	3203
		6 x 6 x 2 $\frac{3}{8}$ "	100	10	10	400	40	200	200	4	6.6	320.3	3203
3-PIECE MODULAR		6 x 3 x 2 $\frac{3}{8}$ "	-	-	-	-	-	-	-	-	-	-	-
		6 x 6 x 2 $\frac{3}{8}$ "	-	-	-	-	-	-	-	-	-	-	-
		6 x 9 x 2 $\frac{3}{8}$ "	-	-	-	-	-	-	-	-	-	-	-
<b>TOTAL</b>			<b>120</b>	<b>12</b>	<b>10</b>	-	-	-	-	-	-	-	<b>1519</b>
CIRCLE		6 x Variable x 2 $\frac{3}{8}$ "	78.5	-	9	378	42	-	-	-	-	-	2064

 CAMBRIDGE COBBLE OVERLAY		SQFT/PALLET	SQFT/LAYER	LAYER/PALLET	UNITS/PALLET	UNITS/LAYER	LNFT/PALLET (SOLDIER)	LNFT/PALLET (SAILOR)	UNITS/SQFT	WEIGHT/UNIT	WEIGHT/LAYER	WEIGHT/PALLET	
3-PIECE MODULAR		3 x 6 x 1 $\frac{3}{16}$ "	15	1.5	-	120	12	-	-	-	-	-	
		6 x 6 x 1 $\frac{3}{16}$ "	30	3	-	120	12	-	-	-	-	-	
		6 x 9 x 1 $\frac{3}{16}$ "	67	6.7	-	180	18	-	-	-	-	-	
<b>TOTAL</b>			<b>112</b>	<b>11.2</b>	<b>10</b>	<b>420</b>	<b>42</b>	-	-	-	-	-	<b>1519</b>






# PAVERS

## PALLET INFORMATION / ESTIMATING CHART








CATALINA SLATE			SQFT/ PALLET	SQFT/ LAYER	LAYER/ PALLET	UNITS/ PALLET	UNITS/ LAYER	LNFT/PALLET (SOLDIER)	LNFT/PALLET (SAILOR)	UNITS/ SQFT	WEIGHT/ UNIT	WEIGHT/ LAYER	WEIGHT/ PALLET
3-PIECE MODULAR		6 x 3 x 2 $\frac{3}{8}$	20	2	-	160	16	40	80	-	-	80	-
		6 x 6 x 2 $\frac{3}{8}$	40	-4	-	160	16	80	80	-	-	80	-
		6 x 9 x 2 $\frac{3}{8}$	60	6	-	160	16	80	120	-	-	120	-
<b>TOTAL</b>			<b>120</b>	<b>12</b>	<b>10</b>	<b>480</b>	<b>-</b>	<b>200</b>	<b>280</b>	<b>-</b>	<b>-</b>	<b>280</b>	<b>3224</b>
3-PIECE STONE		12 x 6 x 2 $\frac{3}{8}$	30	3	-	60	6	30	60	-	-	-	-
		12 x 9 x 2 $\frac{3}{8}$	30	3	-	40	4	45	60	-	-	-	-
		12 x 12 x 2 $\frac{3}{8}$	60	6	-	60	6	40	40	-	-	-	-
<b>TOTAL</b>			<b>120</b>	<b>12</b>	<b>10</b>	<b>160</b>	<b>16</b>	<b>115</b>	<b>160</b>	<b>-</b>	<b>-</b>	<b>333.6</b>	<b>3360</b>
CATALINA STONE			SQFT/ PALLET	SQFT/ LAYER	LAYER/ PALLET	UNITS/ PALLET	UNITS/ LAYER	LNFT/PALLET (SOLDIER)	LNFT/PALLET (SAILOR)	UNITS/ SQFT	WEIGHT/ UNIT	WEIGHT/ LAYER	WEIGHT/ PALLET
1-PIECE		6 x 9 x 2 $\frac{3}{8}$	-	-	-	160	16	80	120	-	-	-	-
2-PIECE COMBO		6 x 3 x 2 $\frac{3}{8}$	-	-	-	160	16	40	80	-	-	-	-
		6 x 6 x 2 $\frac{3}{8}$	-	-	-	160	16	80	80	-	-	-	-
1-PIECE		6 x 12 x 2 $\frac{3}{8}$	120	12	10	240	-	60	240	2	-	308.4	3084
1-PIECE		12 x 12 x 2 $\frac{3}{8}$	120	12	10	120	12	120	120	1	-	320.3	3203

# PAVERS

## PALLET INFORMATION / ESTIMATING CHART





<b>II CATALINA STONE OVERLAY</b>		SQFT/ PALLET	SQFT/ LAYER	LAYER/ PALLET	UNITS/ PALLET	UNITS/ LAYER	LNFT/PALLET (SOLDIER)	LNFT/PALLET (SAILOR)	UNITS/ SQFT	WEIGHT/ UNIT	WEIGHT/ LAYER	WEIGHT/ PALLET	
<b>1-PIECE</b>		6 x 9 x 1 3/8	112	11.2	10	300	30	150	225	2.67	5.3	159	1525
	<b>3-PIECE COMBO</b>		6 x 3 x 1 3/8	15	1.5	-	120	12	-	-	-	-	-
			6 x 6 x 1 3/8	30	3	-	120	12	-	-	-	-	-
			6 x 9 x 1 3/8	67	6.7	-	180	18	-	-	-	-	-
<b>TOTAL</b>		<b>112</b>	<b>12</b>	<b>10</b>	<b>420</b>	<b>42</b>	<b>-</b>	<b>-</b>	<b>-</b>	<b>-</b>	<b>-</b>	<b>1519</b>	
<b>LARGE SQUARE</b>		12 x 12 x 1 3/8	120	12	10	120	12	120	120	1	-	157.5	1575



  




<b>I DUBLIN COBBLE &amp; CIRCLE</b>		SQFT/ PALLET	SQFT/ LAYER	LAYER/ PALLET	UNITS/ PALLET	UNITS/ LAYER	LNFT/PALLET (SOLDIER)	LNFT/PALLET (SAILOR)	UNITS/ SQFT	WEIGHT/ UNIT	WEIGHT/ LAYER	WEIGHT/ PALLET	
<b>3-PIECE MODULAR</b>		3 x 6 x 2 3/8	-	-	-	-	-	-	-	-	-	-	
		6 x 6 x 2 3/8	-	-	-	-	-	-	-	-	-	-	
		6 x 9 x 2 3/8	-	-	-	-	-	-	-	-	-	-	
<b>TOTAL</b>		<b>114</b>	<b>11.4</b>	<b>10</b>	<b>-</b>	<b>-</b>	<b>-</b>	<b>-</b>	<b>-</b>	<b>-</b>	<b>306.8</b>	<b>3068</b>	
<b>LARGE SQUARE</b>		9 x 9 x 2 3/8	106	10.6	10	200	20	150	150	1.79	14.5	289.2	2892
<b>CIRCLE</b>		6 x Variable x 2 3/8	84	-	10	-	-	-	-	-	-	-	2276
													
													





# PAVERS

## PALLET INFORMATION / ESTIMATING CHART

GLOCAL CONCRETE FINISH			GROSS WEIGHT/ BOX	PIECES/ BOX	SQ FT/ BOX	BOXES/ FULL PALLET	SQ FT/ PALLET	PALLET GROSS WEIGHT
24X24 24X48 36X36 48X48		23.54 x 23.54 x 3/4	72	2	7.75	30	232.5	2160
		23.54 x 47.17 x 3/4	74	1	7.75	35	271.3	2621
		35.35 x 35.35 x 3/4	80	1	8.7	18	156.6	1440
		47.17 x 47.17 x 3/4	148.5	1	15.5	18	279	2790

HOLLAND STONE			SQFT/ PALLET	SQFT/ LAYER	LAYER/ PALLET	UNITS/ PALLET	UNITS/ LAYER	LNFT/PALLET (SOLDIER)	LNFT/PALLET (SAILOR)	UNITS/ SQFT	WEIGHT/ UNIT	WEIGHT/ LAYER	WEIGHT/ PALLET
60MM 80MM		4 x 8 x 2 3/8	120	12	10	480	48	160	320	4.5	5.7	272.5	2725
		4 x 8 x 3 1/8	96	12	8	384	48	128	256	4.5	9.1	438.6	3509





LAFITT GRANA SLAB			SQFT/ PALLET	SQFT/ LAYER	LAYER/ PALLET	UNITS/ PALLET	UNITS/ LAYER	LNFT/PALLET (SOLDIER)	LNFT/PALLET (SAILOR)	UNITS/ SQFT	WEIGHT/ UNIT	WEIGHT/ LAYER	WEIGHT/ PALLET
3-PIECE MODULAR		14 7/8 x 7 3/8 x 2	23.5	2.3	-	30	3	-	-	-	-	-	-
		14 7/8 x 14 7/8 x 2	46.5	4.7	-	30	3	-	-	-	-	-	-
		14 7/8 x 22 7/16 x 2	46.5	4.7	-	20	2	-	-	-	-	-	-
<b>TOTAL</b>			<b>116.5</b>	<b>11.7</b>	<b>10</b>	<b>80</b>	-	-	-	-	-	<b>249.1</b>	<b>2491</b>



MEGA-BERGERAC PAVER			SQFT/ PALLET	SQFT/ LAYER	LAYER/ PALLET	UNITS/ PALLET	UNITS/ LAYER	LNFT/PALLET (SOLDIER)	LNFT/PALLET (SAILOR)	UNITS/ SQFT	WEIGHT/ UNIT	WEIGHT/ LAYER	WEIGHT/ PALLET
3-PIECE MODULAR		4 3/8 x 9 7/16 x 3 1/8	-	-	-	-	-	-	-	-	-	-	-
		9 7/16 x 9 7/16 x 3 1/8	-	-	-	-	-	-	-	-	-	-	-
		14 3/16 x 9 7/16 x 3 1/8	-	-	-	-	-	-	-	-	-	-	-
<b>TOTAL</b>			<b>88</b>	<b>11</b>	<b>8</b>	-	-	-	-	-	-	<b>402.3</b>	<b>3218</b>
LARGE SQUARE		14 3/16 x 14 3/16 x 3 1/8	68	8.5	8	48	6	57	57	1.41	52.38	314.3	2514









# PAVERS

## PALLET INFORMATION / ESTIMATING CHART


MEGA-LAFITT PAVER			SQFT/ PALLET	SQFT/ LAYER	LAYER/ PALLET	UNITS/ PALLET	UNITS/ LAYER	LNFT/PALLET (SOLDIER)	LNFT/PALLET (SAILOR)	UNITS/ SQFT	WEIGHT/ UNIT	WEIGHT/ LAYER	WEIGHT/ PALLET
3-PIECE MODULAR		10 $\frac{1}{2}$ x 5 $\frac{1}{4}$ x 3 $\frac{1}{8}$	13.6	1.5	-	36	4	-	-	-	-	-	-
		10 $\frac{1}{2}$ x 10 $\frac{1}{2}$ x 3 $\frac{1}{8}$	27.5	3.1	-	36	4	-	-	-	-	-	-
		10 $\frac{1}{2}$ x 15 $\frac{3}{4}$ x 3 $\frac{1}{8}$	51.6	5.7	-	45	5	-	-	-	-	-	-
<b>TOTAL</b>			<b>92.7</b>	<b>11.6</b>	<b>8</b>	<b>117</b>	<b>13</b>	<b>-</b>	<b>-</b>	<b>-</b>	<b>-</b>	<b>387.5</b>	<b>3100</b>
LARGE SQUARE		10 $\frac{1}{2}$ x 10 $\frac{1}{2}$ x 3 $\frac{1}{8}$	93	11.6	8	62	-	81	81	0.56	-	424.75	3398



MEGA-LIBRE PAVER			SQFT/ PALLET	SQFT/ LAYER	LAYER/ PALLET	UNITS/ PALLET	UNITS/ LAYER	LNFT/PALLET (SOLDIER)	LNFT/PALLET (SAILOR)	UNITS/ SQFT	WEIGHT/ UNIT	WEIGHT/ LAYER	WEIGHT/ PALLET
SMALL UNIT		15 $\frac{1}{2}$ x 22 x 2 $\frac{3}{8}$	35	3.5	-	20	2	-	-	0.57	47.65	95.3	953
LARGE UNIT		15 $\frac{1}{2}$ x 29 $\frac{3}{4}$ x 2 $\frac{3}{8}$	48	4.8	-	20	2	-	-	0.42	65.35	130.70	1307
<b>TOTAL</b>			<b>83</b>	<b>8.3</b>	<b>10</b>	<b>40</b>	<b>2</b>	<b>-</b>	<b>-</b>	<b>-</b>	<b>-</b>	<b>-</b>	<b>2260</b>



MELVILLE PLANK			SQFT/ PALLET	SQFT/ LAYER	LAYER/ PALLET	UNITS/ PALLET	UNITS/ LAYER	LNFT/PALLET (SOLDIER)	LNFT/PALLET (SAILOR)	UNITS/ SQFT	WEIGHT/ UNIT	WEIGHT/ LAYER	WEIGHT/ PALLET
LARGE PAVER		7 $\frac{1}{2}$ x 11 $\frac{13}{16}$ x 2 $\frac{3}{8}$	30	3	-	50	5	-	-	-	-	-	-
		7 $\frac{1}{2}$ x 15 $\frac{3}{4}$ x 2 $\frac{3}{8}$	41	4.1	-	50	5	-	-	-	-	-	-
		7 $\frac{1}{2}$ x 19 $\frac{11}{16}$ x 2 $\frac{3}{8}$	51.5	4.2	-	50	5	-	-	-	-	-	-
<b>TOTAL</b>			<b>122.7</b>	<b>12.3</b>	<b>10</b>	<b>150</b>	<b>15</b>	<b>-</b>	<b>-</b>	<b>-</b>	<b>-</b>	<b>338</b>	<b>3380</b>
SLIM PAVER		5 x 11 $\frac{13}{16}$ x 2 $\frac{3}{8}$	28.5	2.8	-	70	7	-	-	-	-	-	-
		5 x 15 $\frac{3}{4}$ x 2 $\frac{3}{8}$	37.5	3.8	-	70	7	-	-	-	-	-	-
		5 x 19 $\frac{11}{16}$ x 2 $\frac{3}{8}$	48.5	4.9	-	70	7	-	-	-	-	-	-
<b>TOTAL</b>			<b>114.5</b>	<b>11.5</b>	<b>10</b>	<b>210</b>	<b>21</b>	<b>-</b>	<b>-</b>	<b>-</b>	<b>-</b>	<b>315</b>	<b>3150</b>




# PAVERS

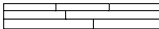
## PALLET INFORMATION / ESTIMATING CHART

<b>MODULINE SERIES PLANK</b>		SQFT/ PALLET	SQFT/ LAYER	LAYER/ PALLET	UNITS/ PALLET	UNITS/ LAYER	LNFT/PALLET (SOLDIER)	LNFT/PALLET (SAILOR)	UNITS/ SQFT	WEIGHT/ UNIT	WEIGHT/ LAYER	WEIGHT/ PALLET	
1-PIECE 60MM		3 x 12 x 3 1/8	88	11	8	352	44	-	-	4	8.92	392.75	3142

<b>MODULINE SERIES SLAB</b>		SQFT/ PALLET	SQFT/ LAYER	LAYER/ PALLET	UNITS/ PALLET	UNITS/ LAYER	LNFT/PALLET (SOLDIER)	LNFT/PALLET (SAILOR)	UNITS/ SQFT	WEIGHT/ UNIT	WEIGHT/ LAYER	WEIGHT/ PALLET	
RECTANGLE 60MM		12 x 24 x 2 3/8	120	12	10	60	6	-	-	0.50	53.83	323	3230
SQUARE 60MM		24 x 24 x 2 3/8	80	8	10	20	2	-	-	0.25	108.5	217	2170


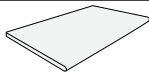
<b>NOON WOOD FINISH</b>		GROSS WEIGHT/ BOX	PIECES/ BOX	SQ FT/ BOX	BOXES/ FULL PALLET	SQ FT/ PALLET	PALLET GROSS WEIGHT	
8X48		7.80 x 47.17 x 3/4	32.7	2	5.06	30	151.8	1386
12X48		11.73 x 47.17 x 3/4	74	2	7.75	36	279	2664


<b>OLD WORLD PAVER</b>		SQFT/ PALLET	SQFT/ LAYER	LAYER/ PALLET	UNITS/ PALLET	UNITS/ LAYER	LNFT/PALLET (SOLDIER)	LNFT/PALLET (SAILOR)	UNITS/ SQFT	WEIGHT/ UNIT	WEIGHT/ LAYER	WEIGHT/ PALLET
3-PIECE MODULAR		5 1/8 x 7 3/4 x 3 1/8	22.34	-	-	88	11	-	-	-	-	-
		5 1/8 x 10 1/4 x 3 1/8	34.64	-	-	96	12	-	-	-	-	-
		5 1/8 x 12 1/16 x 3 1/8	33.32	-	-	72	9	-	-	-	-	-
<b>TOTAL</b>		<b>90.3</b>	<b>9</b>	<b>8</b>	<b>256</b>	<b>32</b>	<b>-</b>	<b>215.71</b>	<b>-</b>	<b>-</b>	<b>297.1</b>	<b>2971</b>




<b>PORCELAIN VENEER</b>		GROSS WEIGHT/ BOX	PIECES/ BOX	SQ FT/ BOX	BOXES/ FULL PALLET	SQ FT/ PALLET	PALLET GROSS WEIGHT	
VENEER		17.72 x 4.13 x 3/4	34.6	14	7.1	55	390.7	1900


# PAVERS

## PALLET INFORMATION / ESTIMATING CHART

<b>QUARZITI 2.0 STONE FINISH</b>		GROSS WEIGHT/ BOX	PIECES/ BOX	SQ FT/ BOX	BOXES/ FULL PALLET	SQ FT/ PALLET	PALLET GROSS WEIGHT	
<b>24X24</b>		23.54 x 23.54 x 3/4	72	2	7.75	30	232.5	2160
		12.99 x 23.54 x 3/4	52	3	6.37	40	254.82	2080











<b>SUNDECK WOOD FINISH</b>		GROSS WEIGHT/ BOX	PIECES/ BOX	SQ FT/ BOX	BOXES/ FULL PALLET	SQ FT/ PALLET	PALLET GROSS WEIGHT	
<b>12X48</b>		11.73 x 47.17 x 3/4	74	2	7.75	36	279	2664

<b>TRAVERTINO OVERLAY</b>		SQFT/ PALLET	SQFT/ LAYER	LAYER/ PALLET	UNITS/ PALLET	UNITS/ LAYER	LNFT/PALLET (SOLDIER)	LNFT/PALLET (SAILOR)	UNITS/ SQFT	WEIGHT/ UNIT	WEIGHT/ LAYER	WEIGHT/ PALLET
<b>3-PIECE 30MM</b>		-	-	-	-	-	-	-	-	-	-	-
		-	-	-	-	-	-	-	-	-	-	-
		-	-	-	-	-	-	-	-	-	-	-

<b>TURFSTONE PERMEABLE PAVER</b>		SQFT/ PALLET	SQFT/ LAYER	LAYER/ PALLET	UNITS/ PALLET	UNITS/ LAYER	LNFT/PALLET (SOLDIER)	LNFT/PALLET (SAILOR)	UNITS/ SQFT	WEIGHT/ UNIT	WEIGHT/ LAYER	WEIGHT/ PALLET
<b>80MM</b>		101	12.63	8	40	-	-	80	0.375	-	274.3	2195










# PAVERS

## PALLET INFORMATION / ESTIMATING CHART

<b>E URBANA STONE</b>		SQFT/ PALLET	SQFT/ LAYER	LAYER/ PALLET	UNITS/ PALLET	UNITS/ LAYER	LNFT/PALLET (SOLDIER)	LNFT/PALLET (SAILOR)	UNITS/ SQFT	WEIGHT/ UNIT	WEIGHT/ LAYER	WEIGHT/ PALLET
<b>3-PIECE MODULAR 60MM</b>		7 <sup>7</sup> / <sub>8</sub> x 3 <sup>15</sup> / <sub>16</sub> x 2 <sup>3</sup> / <sub>8</sub>	18.9	1.8	-	90	9	-	-	-	-	-
		7 <sup>7</sup> / <sub>8</sub> x 7 <sup>7</sup> / <sub>8</sub> x 2 <sup>3</sup> / <sub>8</sub>	38.7	3.8	-	90	9	-	-	-	-	-
		7 <sup>7</sup> / <sub>8</sub> x 11 <sup>13</sup> / <sub>16</sub> x 2 <sup>3</sup> / <sub>8</sub>	58.44	5.8	-	90	9	-	-	-	-	-
<b>TOTAL</b>		<b>114.2</b>	<b>114</b>	<b>10</b>	<b>270</b>	<b>27</b>	<b>-</b>	<b>-</b>	<b>-</b>	<b>-</b>	<b>269.2</b>	<b>2692</b>
<b>LG SQ 60MM</b>		11 <sup>13</sup> / <sub>16</sub> x 11 <sup>13</sup> / <sub>16</sub> x 2 <sup>3</sup> / <sub>8</sub>	116.25	11.6	10	120	12	120	120	-	-	3025
<b>LG SQ 80MM</b>		11 <sup>13</sup> / <sub>16</sub> x 11 <sup>13</sup> / <sub>16</sub> x 3 <sup>1</sup> / <sub>8</sub>	96	12	8	96	12	96	96	-	-	3450
<b>3-PIECE MODULAR 80MM</b>		7 <sup>7</sup> / <sub>8</sub> x 3 <sup>15</sup> / <sub>16</sub> x 3 <sup>1</sup> / <sub>8</sub>	15	1.9	-	72	9	-	-	-	-	-
		7 <sup>7</sup> / <sub>8</sub> x 7 <sup>7</sup> / <sub>8</sub> x 3 <sup>1</sup> / <sub>8</sub>	31	3.9	-	72	9	-	-	-	-	-
		7 <sup>7</sup> / <sub>8</sub> x 11 <sup>13</sup> / <sub>16</sub> x 3 <sup>1</sup> / <sub>8</sub>	46	5.8	-	72	9	-	-	-	-	-
<b>TOTAL</b>		<b>92</b>	<b>11.5</b>	<b>8</b>	<b>216</b>	<b>27</b>	<b>-</b>	<b>-</b>	<b>-</b>	<b>-</b>	<b>336.2</b>	<b>3362</b>
<b>UNICO STEP &amp; COPING</b>		GROSS WEIGHT/ BOX	PIECES/ BOX	SQ FT/ BOX	BOXES/ FULL PALLET	SQ FT/ PALLET	PALLET GROSS WEIGHT					
<b>UNICO</b>		12.99 x 23.54 x 3/4	52	3	6.37	40	254.82	2080				
<b>VERONA STONE FINISH</b>		GROSS WEIGHT/ BOX	PIECES/ BOX	SQ FT/ BOX	BOXES/ FULL PALLET	SQ FT/ PALLET	PALLET GROSS WEIGHT					
<b>24X24</b>		23.54 x 23.54 x 3/4	72	2	7.75	30	232.5	2160				













# WALLS

## PALLET INFORMATION / ESTIMATING CHART

 <b>ASHLAR TANDEM</b>		SQFT/ PALLET	SQFT/ LAYER	LAYER/ PALLET	UNITS/ PALLET	UNITS/ LAYER	LNFT/PALLET (SOLDIER)	LNFT/PALLET (SAILOR)	UNITS/ SQFT	WEIGHT/ UNIT	WEIGHT/ LAYER	WEIGHT/ PALLET	
<b>ASHLAR TANDEM UNITS 1, 2 &amp; 3</b>		7 x 13 <sup>3</sup> / <sub>16</sub> x 2 <sup>5</sup> / <sub>16</sub>	19.2	3.2	-	30	5	-	-	1.56	18.23	91.33	546.82
		7 x 15 <sup>13</sup> / <sub>16</sub> x 2 <sup>5</sup> / <sub>16</sub>	23.55	3.92	-	30	5	-	-	1.27	22.35	111.83	671
		7 x 18 <sup>7</sup> / <sub>16</sub> x 2 <sup>5</sup> / <sub>16</sub>	27.35	4.56	-	30	5	-	-	1.09	26.04	130.67	781.48
<b>TOTAL</b>		<b>70.1</b>	<b>11.68</b>	<b>6</b>	<b>90</b>	<b>15</b>	<b>-</b>	<b>-</b>	<b>-</b>	<b>-</b>	<b>333.83</b>	<b>2003</b>	
<b>MODULAR BLOCK</b>		7 <sup>1</sup> / <sub>16</sub> x 7 <sup>7</sup> / <sub>16</sub> x 7 <sup>7</sup> / <sub>16</sub>	-	-	-	-	-	-	-	-	-	-	-
<b>TANDEM CAP</b>		15 x 24 x 3 <sup>1</sup> / <sub>4</sub>	-	-	-	32	-	64	-	-	94	-	3050
<b>LAGUNA UNIVERSAL</b>		2 <sup>3</sup> / <sub>8</sub> x 14 <sup>3</sup> / <sub>16</sub> x 23 <sup>5</sup> / <sub>16</sub>	-	-	-	40	-	78.75	-	-	-	-	-
<b>CONNEC- TOR</b>		3 x 12/8 x 12	-	-	-	30	-	-	-	-	-	-	-
<b>U START BASE BLOCK</b>		3 <sup>1</sup> / <sub>2</sub> x 18 <sup>1</sup> / <sub>2</sub> x 12	-	-	-	56	-	78	-	-	84	-	3080

# WALLS





## PALLET INFORMATION / ESTIMATING CHART

 BELAIR WALL 2.0		SQFT/ PALLET	SQFT/ LAYER	LAYER/ PALLET	UNITS/ PALLET	UNITS/ LAYER	LNFT/PALLET (SOLDIER)	LNFT/PALLET (SAILOR)	UNITS/ SQFT	WEIGHT/ UNIT	WEIGHT/ LAYER	WEIGHT/ PALLET	
6" FREESTANDING		6 x 6 x 5	3.75	0.75	-	30	6	-	-	8	11	67.5	337.5
		6 x 10 x 5	6.25	1.25	-	30	6	-	-	4.8	18	112.5	562.5
		6 x 16 x 5	20	4	-	60	12	-	-	3	30	360	1800
<b>TOTAL</b>		<b>30</b>	<b>6</b>	<b>5</b>	<b>120</b>	<b>24</b>	<b>-</b>	<b>-</b>	<b>-</b>	<b>-</b>	<b>-</b>	<b>540</b>	<b>2700</b>
6" RETAINING		6 x 6 x 8	3.75	1.25	-	15	5	-	-	4	20	102	306
		6 x 10 x 8	6.25	2.08	-	15	5	-	-	2.4	34	170.33	511
		6 x 16 x 8	20	6.66	-	30	10	-	-	1.5	54	542.66	1628
<b>TOTAL</b>		<b>30</b>	<b>10</b>	<b>3</b>	<b>60</b>	<b>20</b>	<b>-</b>	<b>-</b>	<b>-</b>	<b>-</b>	<b>-</b>	<b>815</b>	<b>2445</b>
CORNER/ COLUMN		6 x 16 x 8	18.66	9.33	2	28	14	37.33	-	1.5	71.5	1001.5	2003
TRAPEZOID DOU- BLE SIDED CAP		3 x 7/8 x 13½	90	11.25	8	144	18	90	-	1.6	24.37	438.75	3510
CAP END 3-SIDED		3 x 8 x 13½	24	12	2	36	18	24	-	-	24	456	912
WALL END 3-SIDED		6 x 8 x 11	14	7	2	42	21	33	-	3	43	916	1832
U START BASE BLOCK		3½ x 18½ x 12	77.8	11.13	7	56	8	78	-	0.72	54	440	3080













WESTON STONE		SQFT/ PALLET	SQFT/ LAYER	LAYER/ PALLET	UNITS/ PALLET	UNITS/ LAYER	LNFT/PALLET (SOLDIER)	LNFT/PALLET (SAILOR)	UNITS/ SQFT	WEIGHT/ UNIT	WEIGHT/ LAYER	WEIGHT/ PALLET
3-PIECE MODULAR		4 x 8 x 8	9.33	-	-	42	-	28	-	4.5	-	-
		4 x 12 x 8	14	-	-	42	-	42	-	3	-	-
		4 x 16 x 8	18.67	-	-	42	-	56	-	2.25	-	-
<b>TOTAL</b>		<b>42</b>	<b>-</b>	<b>-</b>	<b>126</b>	<b>-</b>	<b>126</b>	<b>-</b>	<b>-</b>	<b>-</b>	<b>-</b>	<b>3482</b>
UNIVERSAL		4 x 12 x 8	42	-	-	126	-	126	-	3	27	3482


## ACCESSORIES


### PALLET INFORMATION / ESTIMATING CHART

ANGLIA EDGER		SQFT/ PALLET	SQFT/ LAYER	LAYER/ PALLET	UNITS/ PALLET	UNITS/ LAYER	LNFT/PALLET (SOLDIER)	LNFT/PALLET (SAILOR)	UNITS/ SQFT	WEIGHT/ UNIT	WEIGHT/ LAYER	WEIGHT/ PALLET
MULTI-PIECE		8 1/8 x 5 1/4 x 8	7.9	2.63	-	12	4	-	-	1.52	24.29	97.17
		10 1/2 x 5 1/4 x 8	10.5	3.5	-	12	4	-	-	1.14	35.33	141.33
		15 5/8 x 5 1/4 x 8	15.6	5.2	-	12	4	-	-	0.76	48.58	194.33
		18 x 5 1/4 x 8	25.75	11.92	-	24	8	-	-	0.67	56.31	450.5
<b>TOTAL</b>		<b>69.75</b>	<b>23.25</b>	<b>3</b>	<b>60</b>	<b>20</b>	<b>-</b>	<b>-</b>	<b>-</b>	<b>-</b>	<b>883.33</b>	<b>2650</b>

FOUNTAINHEAD COPING		SQFT/ PALLET	SQFT/ LAYER	LAYER/ PALLET	UNITS/ PALLET	UNITS/ LAYER	LNFT/PALLET (SOLDIER)	LNFT/PALLET (SAILOR)	UNITS/ SQFT	WEIGHT/ UNIT	WEIGHT/ LAYER	WEIGHT/ PALLET
COPING		4 1/4 x 12 x 3 1/2	-	-	275	-	80	-	-	-	-	1618

LAGUNA UNIVERSAL		SQFT/ PALLET	SQFT/ LAYER	LAYER/ PALLET	UNITS/ PALLET	UNITS/ LAYER	LNFT/PALLET (SOLDIER)	LNFT/PALLET (SAILOR)	UNITS/ SQFT	WEIGHT/ UNIT	WEIGHT/ LAYER	WEIGHT/ PALLET
6MM		2 3/8 x 14 3/16 x 23 3/8	94.4	9.44	10	40	4	-	-	0.42	67.75	271

MARINA COPING		SQFT/ PALLET	SQFT/ LAYER	LAYER/ PALLET	UNITS/ PALLET	UNITS/ LAYER	LNFT/PALLET (SOLDIER)	LNFT/PALLET (SAILOR)	UNITS/ SQFT	WEIGHT/ UNIT	WEIGHT/ LAYER	WEIGHT/ PALLET
COPING		3 1/2 x 12 x 2 3/8	-	-	8	324	-	108	-	-	-	2896

MELVILLE CURB		SQFT/ PALLET	SQFT/ LAYER	LAYER/ PALLET	UNITS/ PALLET	UNITS/ LAYER	LNFT/PALLET (SOLDIER)	LNFT/PALLET (SAILOR)	UNITS/ SQFT	WEIGHT/ UNIT	WEIGHT/ LAYER	WEIGHT/ PALLET
CURB		4 7/8 x 6 1/2 x 23 3/8	96 LN FT	24 LN FT	4	48	12	-	-	0.5	51.66	620

# COMPATIBILITY CHART

PAVERS	HERITAGE	NATURAL	METROPOLITAN	PORCELAIN	LEGACY	ENVIRONMENTAL
Aqua Roc™						•
Ardesie				•		
Belgian Cobble®	•	•			•	
Bergerac®	•	•			•	
Cambridge Cobble®	•		•		•	
Catalina™ Slate	•	•	•			
Catalina™ Stone		•	•		•	
Dublin Cobble®	•	•			•	
Esprit				•		
Holland Stone	•		•		•	
Lafitt® Grana		•	•		•	
Mega-Bergerac®	•	•			•	
Mega-Lafitt®	•	•	•			
Mega-Libre®	•	•	•			
Melville™ Plank		•	•		•	
Moduline Series®		•	•		•	
Noon				•		
Old World™	•		•		•	
Quarziti 2.0				•		
Sundeck				•		
Turfstone™						•
Turin™				•		
Travertine		•	•		•	
Urbana® Stone	•	•	•			
Verona™				•		






























WALLS	HERITAGE	NATURAL	METROPOLITAN	PORCELAIN	LEGACY	ENVIRONMENTAL
Ashlar Tandem™	•	•	•			
Belair Wall® 2.0	•	•	•			
Celtik® Wall	•	•			•	
Diamond® Series	•		•		•	
Mega-Tandem™	•	•	•			
Melville™ Wall		•	•		•	
Sterling™ Wall	•		•		•	
Weston Stone™	•	•			•	

FIRE FEATURES	HERITAGE	NATURAL	METROPOLITAN	PORCELAIN	LEGACY	ENVIRONMENTAL
Bordeaux™ Series	•	•	•			
Brighton™ Series	•	•			•	
Bristol™ Series	•	•	•			
Weston Stone™ Fire Pit Kit	•	•			•	
Weston Stone™ Kits	•	•			•	









COPING, CURBS, EDGERS & VENEER	HERITAGE	NATURAL	METROPOLITAN	PORCELAIN	LEGACY	ENVIRONMENTAL
Anglia Edger®	•	•	•			
Fountainhead Coping	•	•			•	
Laguna™ Coping	•	•	•			
Marina™ Coping	•		•		•	
Melville™ Curb	•	•	•			
Porcelain Veneer				•		
Unico				•		

# PRODUCT INDEX






## PAVERS

 Ardesie.....	68	 Mega-Lafitt® Paver.....	46
 Aqua Roc™.....	80	 Mega-Libre® Paver.....	48
 Belgian Cobble®.....	52	 Melville™ Plank.....	38
 Bergerac®.....	54	 Moduline Series® Plank.....	40
 Cambridge Cobble® & Circle.....	60	 Moduline Series® Slab.....	42
 Cambridge Cobble® Overlay.....	62	 Noon.....	74
 Catalina™ Slate.....	44	 Old World Paver™.....	66
 Catalina™ Stone Overlay.....	32	 Porcelain Veneer.....	76
 Catalina™ Stone Paver.....	34	 Quarziti 2.0.....	70
 Dublin Cobble® & Circle.....	56	 Sundeck.....	75
 Glocal.....	73	 Travertino.....	50
 Holland Stone.....	64	 Turfstone™.....	82
 Lafitt® Grana Slab.....	36	 Unico Step & Coping.....	78
 Mega-Bergerac®.....	58	 Urbana® Stone Paver.....	83
		 Verona™.....	72






## WALLS

 Ashlar Tandem™.....	88
 Belair Wall®.....	90
 Celtik® Wall.....	94
 Diamond® Series.....	98
 Mega-Tandem™.....	92
 Melville™ Wall.....	86
 Sterling™ Wall.....	99
 Weston Stone™.....	96

## FIRE FEATURES

 Bordeaux™ Series.....	104
 Brighton™ Series.....	108
 Bristol™ Series.....	106
 Weston Stone™ Fire Pit Kit.....	110
 Weston Stone™ Kits.....	112

## ACCESSORIES

 Anglia Edger®.....	118
 Fountainhead Coping.....	120
Lighting.....	124
 Laguna™ Universal.....	117
 Marina™ Coping.....	122
 Melville™ Curb.....	116

## COLLECTIONS LEGEND

	Metropolitan Collection
	Natural Collection
	Heritage Collection
	Legacy Collection
	Environmental Collection
	Porcelain Collection

## PEACE OF MIND, GUARANTEED

### LIFETIME TRANSFERABLE LIMITED WARRANTY

Oldcastle® APG, Inc. ("Belgard") is proud to inform you that all of our interlocking concrete paver and retaining walls ("Products") meet and/or exceed the requirements of ASTM C-936 and ASTM C-1372. Belgard® guarantees its Products against these standards for the lifetime of the Product defined by ICPI. This guarantee does not apply to splitting, chipping or other breakage that could be caused by impact, abrasion or overloading. This warranty is transferable. The original proof of purchase is required.

This warranty is only valid if the material is installed under the guidelines of the ICPI ([www.ICPI.org](http://www.ICPI.org)), The NCMA ([www.ncma.org](http://www.ncma.org)) or the Belgard Installation Guideline Manual. Improper installation voids this warranty. This warranty is for residential applications only and does not apply to commercial applications. It is recommended that the job be installed by a Belgard Preferred Contractor who provides a guaranty of their workmanship for a minimum of 3 years from the date of install. For warranty service, contact Belgard at 1-877-BELGARD. A service representative will investigate your claim within 10 business days. If the Belgard product fails to meet the specifications, Belgard will replace the defective product at no charge. Color matching cannot be guaranteed. Belgard will not be responsible for any replacement labor, consequential damages or incidental damages. This warranty gives you specific legal rights, and you may also have other rights which vary from state to state. Some states do not allow for the exclusion or limitation of incidental or consequential damages, so the above limitation or exclusion may not apply to you. All other warranties, express or implied are waived.

For specific information regarding warranty coverage and exclusions in regards to the Elements and Porcelain Paver products, please visit: [Belgard.com/Warranty](http://Belgard.com/Warranty)

## STAY CONNECTED



### SUPERLITE LOCATION

4223 W. Highland Ave.  
Phoenix, AZ 85019  
Ph: 800-366-7877

**BELGARD**<sup>®</sup> | PAVES  
THE WAY™

© Copyright 2020 Oldcastle APG. All Rights Reserved. BEL19-790

PICTURED ON THE COVER  
LAFITT RUSTIC SLAB & MEGA-BERGERAC