

# QDI surfaces®

by Quarries Direct International, LLC.



## NATURAL STONE

COLLECTION

2020 CATALOG





# TABLE OF CONTENTS

QDI SURFACES is one of the largest direct importers & distributors in the industry, offering high quality porcelain and natural stone flooring and wall materials. Our product selections include but aren't limited to tiles, pavers, copings, mosaics, glass, slabs, waterline tiles, setting materials, cleaners and sealers. QDI SURFACES is an industry leader with millions of square feet of inventory available at any given time. We are dedicated to superior customer service and we welcome the opportunity to be a trusted partner with your business for years to come.

NATURAL STONE PAVERS.....	2	SPLITFACE MOSAICS.....	16
NATURAL STONE POOL COPINGS .....	4	ZEUGMA GLASS MOSAIC TILES .....	19
NATURAL STONE SLABS.....	8	NEW GLASS MOSAIC TILES.....	21
INTERIOR NATURAL STONE.....	9	PRODUCTS BY PROFILITEC .....	24
NATURAL STONE MOSAICS .....	11	NORTH AMERICAN ADHESIVES.....	29
TRIM PIECES .....	14	FILA SURFACE CARE SOLUTIONS.....	30
WATERJET MOSAICS .....	15		



QDI Walnut  
Travertine Splitface




QDI Silver Travertine Paver




QDI Noce Travertine Tile

# NATURAL STONE PAVERS

QDI Noce Travertine Paver



**ANCIENT CASTLE**  
TRAVERTINE PAVER



**BLACK BASALT**  
BASALT PAVER



**CUMULUS**  
MARBLE PAVER



**ENGLISH WALNUT**  
TRAVERTINE PAVER



**FANTASTICO**  
TRAVERTINE PAVER



**FRESKA**  
LIMESTONE PAVER



**ICELANDIC BLUE SKY**  
MARBLE PAVER



**IVORY BEIGE**  
TRAVERTINE PAVER



**MARINE FANTASY**  
MARBLE PAVER



**NYSA**  
TRAVERTINE PAVER



**PHILADELPHIA**  
TRAVERTINE PAVER



**QDI GOLD**  
TRAVERTINE PAVER



*QDI Silver Travertine Paver*



**QDI LIGHT**  
TRAVERTINE PAVER



**QDI NOCE**  
TRAVERTINE PAVER



**QDI SILVER**  
TRAVERTINE PAVER



**QDI WALNUT**  
TRAVERTINE PAVER



**RIVIERA**  
TRAVERTINE PAVER



**SEDONA FANTASTICO**  
TRAVERTINE PAVER



**SONORAN PEARL**  
MARBLE PAVER



**WOODEN**  
TRAVERTINE PAVER



# NATURAL STONE POOL COPINGS

QDI Silver Travertine Pool Coping



**ANCIENT  
CASTLE**  
TRAVERTINE POOL COPING




**ENGLISH  
WALNUT**  
TRAVERTINE POOL COPING



**FANTASTICO**  
TRAVERTINE POOL COPING



**FRESKA**  
LIMESTONE POOL COPING



**ICELANDIC  
BLUE SKY**  
MARBLE POOL COPING



**IVORY BEIGE**  
TRAVERTINE POOL COPING



**NYSA**  
TRAVERTINE POOL COPING



**PHILADELPHIA**  
TRAVERTINE POOL COPING

# NATURAL STONE POOL COPINGS

QDI Silver Travertine Pool Coping



**QDI LIGHT**  
TRAVERTINE POOL COPING



**QDI NOCE**  
TRAVERTINE POOL COPING



**QDI SILVER**  
TRAVERTINE POOL COPING

	ANCIENT CASTLE	ENGLISH WALNUT	FANTASTICO	FRESKA	ICELANDIC BLUE SKY	IVORY BEIGE	MARINE FANTASY
12"x12"x3cm	TMB UH	TMB	TMB UH	TMB		TMB UH	TMB
12"x24"x3cm	TMB UH	TMB UH BV	TMB UH	TMB	TMB	TMB UH BV	TMB
12"x12"x5cm	TMB UH	UH	UH	TMB		UH	
12"x24"x5cm	TMB UH	TMB UH BV	TMB UH BV	TMB	TMB	TMB UH BV	
16"x24"x5cm	TMB	UH BV	UH	TMB		UH BV	

**TMB** TUMBLED FINISH

**UH** UNFILLED & HONED FINISH

**FH** FILLED & HONED FINISH

**BV** BEVELED FINISH



TUMBLED FINISH




FILLED & HONED FINISH



UNFILLED & HONED FINISH





**RIVIERA**  
TRAVERTINE POOL COPING



**SEDONA FANTASTICO**  
TRAVERTINE POOL COPING



*Fantastico Travertine Pool Coping*

**NYSA PHILADELPHIA QDI LIGHT QDI NOCE QDI SILVER QDI WALNUT RIVIERA SEDONA FANTASTICO**


6"x12"x3cm							
12"x12"x3cm							
12"x24"x3cm							
12"x12"x5cm							
12"x24"x5cm							
16"x24"x5cm							
REMODELED POOL COPING 4"x9"x4"-BULLNOSE 3CM THICKNESS							

**TMB** TUMBLED FINISH

**UH** UNFILLED & HONED FINISH

**FH** FILLED & HONED FINISH

**BV** BEVELED FINISH



BEVELED FINISH



REMODELED POOL COPING



*Riviera Travertine Pool Coping*



*Alpine Travertine 3-Size Splitface*







# NATURAL STONE SLABS



ANCIENT CASTLE



ENGLISH WALNUT



FRESKA

	2CM THICKNESS	3CM THICKNESS	5CM THICKNESS
ANCIENT CASTLE TRAVERTINE	FH UH	UH	
ENGLISH WALNUT TRAVERTINE	VC-UH	VC-UH	
FRESKA LIMESTONE	FH	FH	FH
IVORY BEIGE TRAVERTINE	VC-UH	VC-UH UB UH	
NYSA TRAVERTINE			UH
PORTO ROSAL LIMESTONE	H		
QDI NOCE TRAVERTINE	FH		
QDI SILVER TRAVERTINE		FH	
QDI WALNUT TRAVERTINE		UH	UH

**FH** FILLED & HONED FINISH    **UH** UNFILLED & HONED FINISH

**UB** UNFILLED & BRUSHED FINISH    **H** HONED FINISH

**VC-UH** VEIN-CUT UNFILLED & HONED FINISH




QDI Noce Travertine Tile

# INTERIOR NATURAL STONE



**ANCIENT CASTLE**  
TRAVERTINE TILE




**ATLANTIC GREY**  
MARBLE TILE



**CREMA MARFIL**  
MARBLE TILE



**ENGLISH WALNUT**  
TRAVERTINE TILE



**FANTASTICO**  
TRAVERTINE TILE



**FRAPPUCCINO**  
TRAVERTINE TILE



**FRESKA**  
LIMESTONE TILE



**IVORY BEIGE**  
TRAVERTINE TILE



**LUSSO CARRARA**  
MARBLE TILE



**MARINE FANTASY**  
MARBLE TILE



**NYSA**  
TRAVERTINE TILE



**NYSA**  
TRAVERTINE VEIN CUT TILE



Home Beautiful  
collections

Ancient Castle Travertine Tile



**PALISSANDRO**  
MARBLE TILE



**PHILADELPHIA**  
TRAVERTINE TILE



**PORTO ROSAL**  
LIMESTONE TILE



**QDI GOLD**  
TRAVERTINE TILE



**QDI NOCE**  
TRAVERTINE TILE



**QDI NOCE**  
TRAVERTINE VEIN CUT TILE



**QDI SILVER**  
TRAVERTINE TILE



**QDI SILVER**  
TRAVERTINE VEIN CUT TILE



**QDI WALNUT**  
TRAVERTINE TILE



**RIVIERA**  
TRAVERTINE TILE



**SONORAN PEARL**  
MARBLE TILE




# NATURAL STONE MOSAICS

*Fantastico  
Travertine  
Mosaic*

## 1"x1" MOSAICS ON MESH



**FANTASTICO**  
TUMBLED




**FRESKA LIMESTONE**  
HONED



**FRESKA - SEA GRASS**  
HONED



**MIX MARBLE**  
POLISHED



**NYSA**  
TUMBLED



**QDI NOCE**  
FILLED & HONED



*QDI Silver Travertine Mosaic*



**QDI NOCE**  
TUMBLED



**QDI WALNUT**  
FILLED & HONED




**QDI WALNUT**  
TUMBLED

## 1"x2" MOSAICS ON MESH



**FANTASTICO**  
TUMBLED



**LUSSO CARRARA MARBLE**  
POLISHED



**MIX MARBLE**  
POLISHED



**NYSA**  
TUMBLED



**PALISSANDRO MARBLE**  
POLISHED



**PHILADELPHIA**  
TUMBLED



**QDI GOLD**  
TUMBLED



**QDI NOCE**  
FILLED & HONED



**QDI NOCE**  
TUMBLED



**QDI WALNUT**  
FILLED & HONED



**QDI WALNUT**  
TUMBLED

## 2"x2" MOSAICS ON MESH



**ANTICO 3D**  
UNFILLED & HONED



**DOLOMITE**  
POLISHED



**FANTASTICO**  
TUMBLED



**FANTASTICO 3D**  
UNFILLED & HONED



**FRESKA LIMESTONE**  
HONED



**LUSSO CARRARA MARBLE**  
POLISHED



**MARMARA MARBLE**  
POLISHED



**NYSA**  
TUMBLED



**NYSA 3D**  
UNFILLED & HONED




**PALISSANDRO MARBLE**  
POLISHED



**PHILADELPHIA**  
TUMBLED



**QDI GOLD**  
TUMBLED



**QDI NOCE**  
FILLED & HONED



**QDI NOCE**  
TUMBLED



**QDI NOCE 3D**  
UNFILLED & HONED



**QDI SILVER**  
FILLED & HONED



**QDI WALNUT**  
FILLED & HONED



**QDI WALNUT**  
TUMBLED




**ENGLISH WALNUT**  
FILLED & HONED



**FANTASTICO**  
TUMBLED

## 2"x4" MOSAICS ON MESH



**FANTASTICO 3D**  
UNFILLED & HONED



**ANTICO 3D**  
UNFILLED & HONED



**BLACK BASALT**  
POLISHED & BEVELED



**CREMA MARFIL**  
POLISHED & BEVELED



**LUSSO CARRARA MARBLE**  
POLISHED



**LUSSO CARRARA MARBLE**  
POLISHED & BEVELED

## 2"x4" MOSAICS ON MESH



*Antico 2"x2" 3D Travertine & Philadelphia 4"x4" Tumbled Travertine*

**2"x4" MOSAICS ON MESH**



**MARMARA WHITE**  
POLISHED



**NYSA**  
TUMBLED



**NYSA 3D**  
UNFILLED & HONED



**PALISSANDRO MARBLE**  
POLISHED




**PHILADELPHIA**  
TUMBLED



**QDI GOLD**  
TUMBLED



*Fantastico 2"x4" Tumbled Travertine*



**QDI NOCE**  
FILLED & HONED



**QDI NOCE**  
TUMBLED



**QDI NOCE 3D**  
UNFILLED & HONED



**QDI SILVER**  
FILLED & HONED



**QDI WALNUT**  
FILLED & HONED



**QDI WALNUT**  
TUMBLED



**WOODEN GRAY**  
POLISHED & BEVELED

**MINI PATTERNS MOSAICS ON MESH**



**ALPINE**  
MINI VERSAILLES



**FANTASTICO**  
MINI VERSAILLES



**NYSA**  
MINI VERSAILLES




**QDI GOLD**  
MINI VERSAILLES



**QDI NOCE**  
MINI VERSAILLES

**STRIPS MOSAICS ON MESH**



**BLACK BASALT**  
MULTIPLE FINISHES



**CREMA MARFIL**  
MULTIPLE FINISHES



**LUSSO CARRARA MARBLE**  
MULTIPLE FINISHES




**LUSSO CARRARA MARBLE**  
POLISHED


**DROPS PATTERN MOSAICS ON MESH**



**CREMA MARFIL**  
POLISHED



**LUSSO CARRARA MARBLE**  
POLISHED



**WOODEN GRAY**  
POLISHED



**NYSA**  
HONED



**QDI NOCE**  
HONED



**WOODEN GRAY**  
MULTIPLE FINISHES

## SALIX PATTERN MOSAICS ON MESH



FANTASTICO



LUSSO CARRARA



NYSA



QDI NOCE



QDI SILVER

## HEX PATTERN MOSAICS ON MESH



BLACK BASALT  
MULTIPLE FINISHES



CREMA MARFIL  
MULTIPLE FINISHES



LUSSO CARRARA MARBLE  
MULTIPLE FINISHES



WOODEN GRAY  
MULTIPLE FINISHES

## 5/8" x 2" MOSAICS ON MESH



BLACK BASALT  
MULTIPLE FINISHES



CREMA MARFIL  
MULTIPLE FINISHES



LUSSO CARRARA MARBLE  
MULTIPLE FINISHES



WOODEN GRAY  
MULTIPLE FINISHES

## 3-SIZE STACK STONE MOSAICS ON MESH




FANTASTICO  
HONED



FRESKA  
HONED



NYSA  
HONED




QDI GOLD  
HONED



QDI NOCE  
HONED



QDI SILVER  
HONED



Black Basalt 2"x4" Mosaic

## TRIM PIECES



PENCIL - 3/4"x12"  
DARK EMPRADOR, FANTASTICO, FRESKA,  
LUSSO CARRARA, MARMARA WHITE,  
NYSA, PHILADELPHIA, QDI GOLD,  
QDI NOCE, RIVIERA



SINGLE OGEE - 2"x12"  
CREMA MARFIL, DARK EMPRADOR,  
FANTASTICO, FRESKA, LUSSO CARRARA,  
MARMARA WHITE, NYSA, PHILADELPHIA,  
QDI GOLD, QDI NOCE



DOUBLE OGEE - 2 1/2"x12"  
FANTASTICO, FRESKA, NYSA,  
QDI GOLD, QDI NOCE

# WATERJET MOSAICS

Celtis & Belle Waterjet Mosaics



**ARABESQUE**  
LIMESTONE  
10"X10" MESH-MOUNTED SHEET



**ARYA**  
WHITE & GRAY MARBLE  
9.25"X10" MESH-MOUNTED SHEET




**BELLE**  
WHITE & BLACK MARBLE  
9"X10.5" MESH-MOUNTED SHEET



**CAMELIA**  
WHITE MARBLE  
12.875"X11.75" MESH-MOUNTED SHEET




**CASSIA**  
WHITE & GRAY MARBLE  
10"X11" MESH-MOUNTED SHEET



**CELTIS**  
WHITE & GRAY MARBLE  
7.9"X9" MESH-MOUNTED SHEET



**CITRUS**  
ICELANDIC BLUE & GRAY MARBLE  
9"X9" MESH-MOUNTED SHEET



**INULA**  
WHITE & GRAY MARBLE  
12"X12" MESH-MOUNTED SHEET



**POLYPUS**  
DOLOMITE & GRAY MARBLE  
13"X13" MESH-MOUNTED SHEET



**SIDA**  
WHITE & GRAY MARBLE  
7"X15" MESH-MOUNTED SHEET




**SORBUS**  
GRAY MARBLE  
9.6"X10.4" MESH-MOUNTED SHEET



**TOUCH**  
WHITE & GRAY MARBLE  
6"X12.6" MESH-MOUNTED SHEET



**VITEX**  
WHITE & GRAY MARBLE  
10"X10" MESH-MOUNTED SHEET



**ZOSER**  
WHITE, BLACK & GRAY MARBLE  
8"X13" MESH-MOUNTED SHEET




**LILIUM FRESKA**  
LIMESTONE  
6"X12" MESH-MOUNTED SHEET



**LILIUM PALISSANDRO**  
MARBLE  
6"X12" MESH-MOUNTED SHEET



**LILIUM SILVER**  
TRAVERTINE  
6"X12" MESH-MOUNTED SHEET



**LIPUNUS FANTASTICO**  
SPLITFACE & HONED TRAVERTINE  
4"X10"



**LIPUNUS FRESKA**  
SPLITFACE & HONED LIMESTONE  
4"X10"



**LIPUNUS SILVER**  
SPLITFACE & HONED TRAVERTINE  
4"X10"



# SPLITFACE MOSAICS

Nysa Travertine Splitface Mosaic

## 1"x2" MOSAICS ON MESH



ALPINE  
SPLITFACE



FANTASTICO  
SPLITFACE



FRESKA LIMESTONE  
SPLITFACE



MIX TRAVERTINE  
SPLITFACE



NYSA  
SPLITFACE



PHILADELPHIA  
SPLITFACE

## 1"x2" MOSAICS ON MESH



QDI NOCE  
SPLITFACE



QDI SILVER  
SPLITFACE




ALPINE  
SPLITFACE



BLACK BASALT  
SPLITFACE



FANTASTICO  
SPLITFACE



FRESKA  
SPLITFACE

## 2"x4" MOSAICS ON MESH

## 2"x4" MOSAICS ON MESH




MIX TRAVERTINE  
SPLITFACE



NYSA  
SPLITFACE




PHILADELPHIA  
SPLITFACE



QDI NOCE  
SPLITFACE




QDI SILVER  
SPLITFACE



RIVIERA  
SPLITFACE

## 4"xRANDOM SPLITFACE

## 6"xRANDOM SPLITFACE




FANTASTICO




FRESKA



ICELANDIC BLUE SKY




QDI NOCE



FRESKA



QDI NOCE



QDI SILVER



QDI WALNUT/NYSA



RIVIERA



QDI WALNUT/NYSA

## 2-SIZE SPLITFACE CORNER



FANTASTICO



FRESKA



NYSA



PHILADELPHIA



QDI NOCE



QDI SILVER

## 4"xRANDOM SPLITFACE CORNER



NYSA



QDI NOCE



QDI SILVER

## 3-SIZE SPLITFACE CORNER



ALPINE



FRESKA



FANTASTICO



NYSA



PHILADELPHIA



QDI NOCE



QDI SILVER


### SPLITFACE CORNERS ALSO AVAILABLE IN:

QDI WALNUT 4"x RANDOM, NYSA 6"x RANDOM, QDI NOCE 6"x RANDOM

## 6"x20" SPLITFACE BRICK PATTERN




FANTASTICO



FRESKA



NYSA



QDI NOCE



QDI SILVER



Fantastico Travertine 3-Size Splitface


2-SIZE SPLITFACE PANELS



FANTASTICO



FRESKA




NYSA



PHILADELPHIA



QDI NOCE




QDI SILVER

6"x24" LEDGERSTONE PANELS




BEACHWALK



SIERRA

3-SIZE SPLITFACE MOSAICS ON MESH




ALPINE



BLACK BASALT



FANTASTICO



FRESKA



ICELANDIC BLUE SKY




ICELANDIC BLUE SKY / LUSSO CARRARA




LUSSO CARRARA




NYSA




PHILADELPHIA



QDI GOLD




QDI NOCE




QDI SILVER



RIVIERA




TAURUS BLACK




Freska Limestone Splitface






# ZEUGMA GLASS MOSAIC TILES



ARCHES-809-N95



GM-12-006



GM-15-Z-013



GM-15-Z-022



GM-15-Z-045




GMBN-15-Z-006




GM-305




GMBN-15-011



IB-01



IB-02




IB-06



IB-16



IBR-01



IBR-01-06-16



GM-15-Z-013 Glass Mosaic




IC-06 Glass Mosaic



IBR-01-21




IBR-01-21-07



IBR-06



IBR-07



IBR-16




IBR-21




IC-01




IC-01-06-16




IC-02




IC-06




IC-07



IC-16




RETRO C-35



RETRO TMS-818



GM-12-006 Glass Mosaic



# NEW GLASS MOSAIC TILES

*Brio Watercolor Random Glass Mosaic*



**ARIES**  
ARCTIC BREEZE



**ARIES**  
CANAL BLUE



**ARIES**  
LAKE



**BRIO**  
ETCHING - RANDOM



**BRIO**  
TESSERA - RANDOM



**BRIO**  
WATERCOLOR - RANDOM



**DASH**  
AEGEAN - 1"X1" & 1"X3" BLEND



**DASH**  
CASPIAN - 1"X1" & 1"X3" BLEND



**DASH**  
IONIAN - 1"X1" & 1"X3" BLEND



**DASH**  
JAVA - 1"X1" & 1"X3" BLEND



**DASH**  
KARA - 1"X1" & 1"X3" BLEND




**DASH**  
LABRADOR - 1"X1" & 1"X3" BLEND



**FUSION**  
CARBON - RANDOM




**FUSION**  
CLAY - RANDOM




**FUSION**  
EROSION - RANDOM



**FUSION**  
ICE - RANDOM




Fusion Rock Random Glass Mosaic




**FUSION**  
OXIDE - RANDOM



**FUSION**  
PLANTATION - RANDOM




**FUSION**  
ROCK - RANDOM




**GARDEN WALL**  
AEGEAN - 2"X3"



**GARDEN WALL**  
CASPIAN - 2"X3"




**GARDEN WALL**  
IONIAN - 2"X3"



**GARDEN WALL**  
JAVA - 2"X3"




**GARDEN WALL**  
KARA - 2"X3"



**GARDEN WALL**  
LABRADOR - 2"X3"



**LUX AQUA**  
BLUE BAZAAR - 1"X2"



**LUX AQUA**  
BLUE BAZAAR - RANDOM




**LUX AQUA**  
BLUE MAUI - 1"X2"




**LUX AQUA**  
BLUE MAUI - RANDOM



**LUX AQUA**  
SHIMMER - 1"X2"



**LUX AQUA**  
SHIMMER - RANDOM




**LUX AQUA**  
ST. GEORGE - 1"X2"



# NEW GLASS MOSAIC TILES


Monet Earthenware Random Glass Mosaic




**LUX AQUA**  
ST. GEORGE - RANDOM



**MONET**  
EARTHENWARE - RANDOM



**MONET**  
OPTIC BLUE - RANDOM




**MONET**  
SIREN'S BREEZE - RANDOM




**MONET**  
TONDA SEA GREEN - RANDOM




**VANGUARD**  
ARRECIFE - 1"x1"




**VANGUARD**  
ARRECIFE - 2"x2"




**VANGUARD**  
FOREST - 1"x1"




**VANGUARD**  
FOREST - 2"x2"




**VANGUARD**  
PRINT - 2"x2"



**VANGUARD**  
RODAS - 1"x1"




**VANGUARD**  
RODAS - 2"x2"



**VANGUARD**  
TOURMALINE - 1"x1"




**VANGUARD**  
TOURMALINE - 2"x2"




*Vanguard Rodas 2"x2" Glass Mosaic*







# PROFILE SOLUTIONS BY

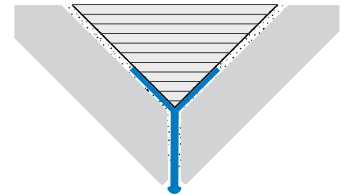
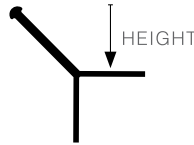


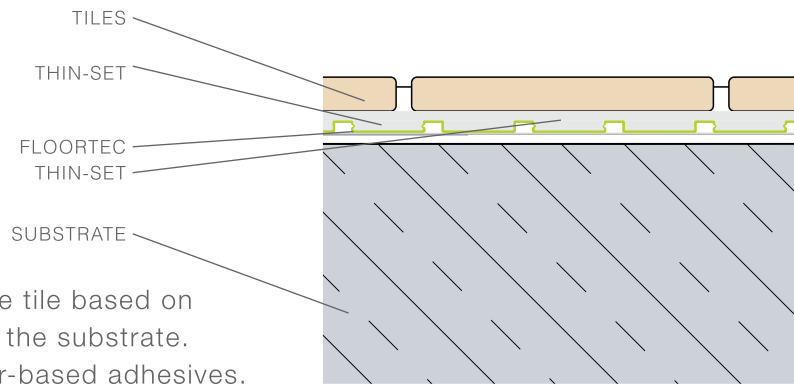
## FILOJOLLY RJF EXTRUDED ANODIZED ALUMINUM

Minimal profile for joining and finishing external corners with an extremely reduced section. An ideal solution where a trim is necessary but a minimalist look is required. Conceived for mitred tiles cut at 45° or for vitreous mosaic H 4.5mm. The profile shape lends itself to “countersunk” design of the edge, therefore protecting the fragile edges. A simple design for maximum results.

# FILOJOLLY

MATERIAL	HEIGHT
FILOJOLLY SILVER ALUMINUM PROFILE 8'10" LENGTH	3/8"
FILOJOLLY SILVER ALUMINUM PROFILE 8'10" LENGTH	3/4"






# FLOORTEC

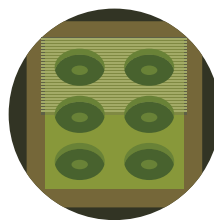
## UNCOUPLING MEMBRANE

Floortec is an installation membrane for ceramic or stone tile based on uncoupling technology. It is placed between the tile and the substrate. Tile and membrane are bonded using appropriate mortar-based adhesives.




### TEXTURED SURFACE

The unique textured surface, obtained through an exclusive production process, allows increased bond strength between mortar-based adhesive, the membrane and the tile.




### TRANSLUCENCY

The color was specifically developed to be translucent to allow the installer the ability to verify mortar coverage on the underside of the membrane eliminating the potentially harmful action of occasionally peeling back the membrane.



### LAY-FLAT TECHNOLOGY

The composition of the plastic material is the result of innovative technology which limits "curling" of the membrane allowing faster and easier installation.



### CYLINDERS


The small circular cylinders of the membrane provide increased load resistance due to the fact that a circular column does not contain two breakage axes as does a square column. A circular column distributes the load in a uniform manner along the entire perimeter instead of concentrating the load on four corners, as in a square column.


#### FLOORTEC TECHNICAL CHARACTERISTICS

<b>CENTRAL LAYER OF THE MEMBRANE</b>	VIRGIN POLYETHYLENE (PE HD)
<b>COLOR OF THE MEMBRANE</b>	PROFILITEC GREEN
<b>UNDERLAYER OF THE MEMBRANE</b>	SPUNBOND NON-WOVEN FABRIC
<b>COLOR OF THE NON-WOVEN FABRIC</b>	WHITE
<b>TOTAL DENSITY OF THE SURFACE</b>	+/- 700 g/m <sup>2</sup> (+/- 50g) EN ISO 9864
<b>THICKNESS AT 2KPA</b>	3.25mm (+/- 1mm) EN ISO 9863-1
<b>TENSILE STRENGTH MD/CMD kN/m</b>	8.8 (+/- 2 kN/m) EN ISO 10319
<b>ELONGATION WITH MAXIMUM LOAD MD/CMD</b>	33% (+/-3) EN ISO 10319

#### FLOORTEC TECHNICAL CHARACTERISTICS

<b>TENSILE STRENGTH TEST</b>	0.4 N/mm <sup>2</sup> (+0.1/-0.2) EN 1348
<b>STORAGE INSTRUCTIONS</b>	PROTECT THE PRODUCT FROM UV EXPOSURE
<b>FORMAT</b>	1.00 m x 30.00 m ROLLS
<b>PALLET</b>	12 ROLLS (360 m <sup>2</sup> ) /PALLET
<b>ADDITIONAL CHARACTERISTICS</b>	- INERT TO POTABLE WATER - RESISTANT TO A VAST RANGE OF CHEMICAL PRODUCTS - RESISTANT TO FUNGI AND BACTERIA - RESISTANT TO ROOT PENETRATION L-LONGITUDINAL/T-TRANSVERSAL TEST TEST METHOD MD: MACHINE DIRECTION / CMD (CROSS MACHINE DIRECTION)





## SPACERS & AUTOMATIC CAP

LEVELTEC is a revolutionary tiling system with no current equivalents in the market. The first leveling system that requires no tools for both installation and disassembly. It is an automatic screw system that works with a simple click.

MATERIAL	GROUT JOINT THICKNESS
<b>AUTOMATIC CAP ASSEMBLY</b> LIPPAGE SYSTEM KIT	
<b>CROSS TIE-BASE (LEV/30)</b> LIPPAGE SYSTEM	1/8"
<b>LINEAR TIE-BASE (LEV/30)</b> LIPPAGE SYSTEM	1/8"
<b>"T" TIE-BASE (LEV/30)</b> LIPPAGE SYSTEM	1/8"

MATERIAL	GROUT JOINT THICKNESS
<b>CROSS TIE-BASE (LEV/50)</b> LIPPAGE SYSTEM	13/64"
<b>LINEAR TIE-BASE (LEV/50)</b> LIPPAGE SYSTEM	13/64"
<b>"T" TIE-BASE (LEV/50)</b> LIPPAGE SYSTEM	13/64"



LINEAR  
TIE-BASE  
LEV/30 (1/8")



"T"  
TIE-BASE  
LEV/30 (1/8")



CROSS  
TIE-BASE  
LEV/30 (1/8")



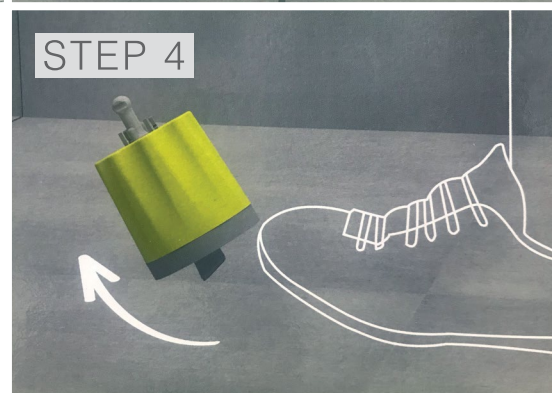
LINEAR  
TIE-BASE  
LEV/50 (13/64")



"T"  
TIE-BASE  
LEV/50 (13/64")



CROSS  
TIE-BASE  
LEV/50 (13/64")



# SHOWERTEC

## SHOWERTEC KIT

The contemporary bathroom reflects these characteristics and also looks to fast, practical solutions without compromising quality and good taste. With this in mind, Profilitec has created an innovative product that encompasses all the necessary elements to build or renovate an entirely waterproof, maintenance-free shower, quick and easy to install while surpassing the requirements for steam showers.



1 SHOWER TRAY

MATERIAL	DIMENSIONS
SHOWERTEC KIT PVC IL POLISHED STAINLESS STEEL (SHOWER LINER W/ SQUARE DRAIN)	36"X36"
SHOWERTEC KIT PVC IL POLISHED STAINLESS STEEL (SHOWER LINER W/ SQUARE DRAIN)	48"X48"



2 SHOWER CURB

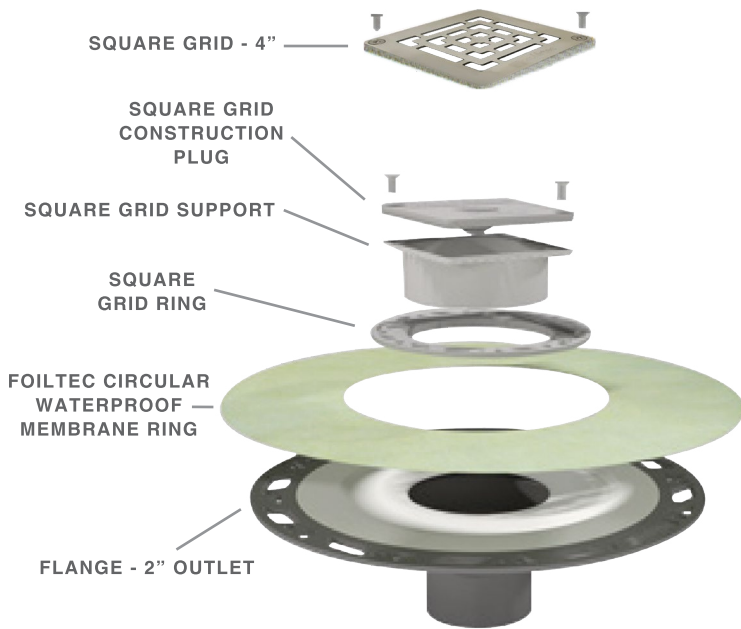


3 FOILTEC MEMBRANE




4 FOILTEC SEALING STRIP

5 SQUARE DRAIN KIT



6 INTERNAL FOILTEC CORNER

7 EXTERNAL FOILTEC CORNER

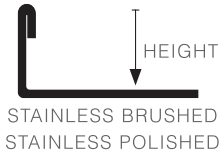




# TRIMTEC

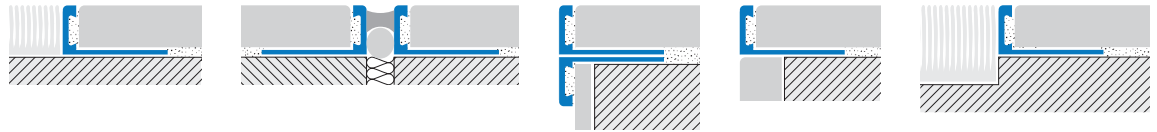
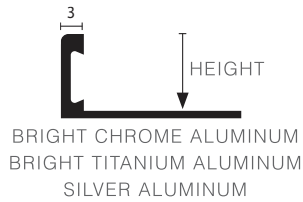
## TRIMTEC STAINLESS STEEL

Stainless steel profile, ensures excellent resistance to corrosion. Recommended especially in the food and chemical sectors, butchers, public kitchens, laboratories, hospitals and bathrooms.



## TRIMTEC SILVER ANODIZED ALUMINUM

Anodized aluminum profile, suitable for indoor and outdoor use, offering good anti-oxidation characteristics but limited resistance to mechanical impacts.



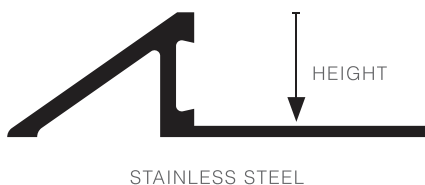
MATERIAL	HEIGHT
<b>BRIGHT CHROME ALUMINUM</b> ALUMINUM TRIM 8'10" LENGTH / POLISHED FINISH	3/8"
<b>BRIGHT TITANIUM ALUMINUM</b> ALUMINUM TRIM 8'10" LENGTH / POLISHED FINISH	3/8"
<b>BRIGHT CHROME ALUMINUM</b> ALUMINUM TRIM 8'10" LENGTH / POLISHED FINISH	1/2"
<b>BRIGHT TITANIUM ALUMINUM</b> ALUMINUM TRIM 8'10" LENGTH / POLISHED FINISH	1/2"
<b>SILVER ALUMINUM</b> ANODIZED TRIM 8'10" LENGTH / SILVER FINISH	1/2"
<b>SILVER ALUMINUM</b> ANODIZED TRIM 8'10" LENGTH / SILVER FINISH	9/16"
<b>STAINLESS BRUSHED</b> STEEL TRIM 8'10" LENGTH / BRUSHED FINISH	3/4"
<b>STAINLESS POLISHED</b> STEEL TRIM 8'10" LENGTH / BRUSHED FINISH	3/4"



# ZEROTEC

## ZEROTEC STAINLESS STEEL

Stainless steel profile, ensures excellent resistance to corrosion. Recommended especially in the food and chemical sectors, butchers, public kitchens, laboratories, hospitals and bathrooms.



MATERIAL	HEIGHT
<b>ZEROTEC SILVER ALUMINUM</b> STEEL TRIM 8'10" LENGTH / SILVER FINISH	1/2"
<b>ZEROTEC SILVER ALUMINUM</b> STEEL TRIM 8'10" LENGTH / SILVER FINISH	3/8"



# North American ADHESIVES®

Installation Solutions for Tile and Stone

Distributed by:  
**QDI surfaces**  
by Quarries Direct International, LLC.



## NA 4200 COLOR FILL S SANDED GROUT

- POLYMER-MODIFIED, SANDED PORTLAND-CEMENT TILE GROUT.
- IDEAL FOR NARROW TO WIDE GROUT JOINTS 1/8" TO 5/8" (3 TO 16MM).
- ONLY REQUIRES THE ADDITION OF WATER FOR MIXING.



## NA 310 SELF-LEVELER PRIMER

ALL-PURPOSE PRIMER FOR SELF-LEVELING UNDERLAYMENT

- LOW-VOC, WATER-BASED ACRYLIC PRIMER THAT ENHANCES THE PERFORMANCE AND ADHESION OF SELF-LEVELING UNDERLAYMENT.

- IDEAL ON NONABSORBENT SURFACES SUCH AS CERAMIC TILE, VINYL COMPOSITION TILE (VCT) AND ADHESIVE RESIDUE, AS WELL AS

- PROFILED, ABSORBENT SURFACES & A WIDE VARIETY OF SUBSTRATES.
- DRIES CLEAR & COMBINES EXCELLENT VERSATILITY WITH EASY APPLICATION.



## NA 3000 ACRYLIC LATEX MORTAR ADDITIVE

- PROFESSIONAL-GRADE, ACRYLIC LATEX ADMIXTURE USED TO ENHANCE THE PERFORMANCE OF DRY-SET MORTARS AS WELL AS NA 3500 GLASS SET™ MORTAR.
- HIGHLY RECOMMENDED ADMIXTURE ENHANCES BOD STRENGTH, FLEXURAL STRENGTH, & ELONGATION & FREEZE/THAW DURABILITY.



## NA 3100 FLOOR SET FLOOR TILE MORTAR

- ECONOMICAL THIN-SET MORTAR.
- MIXED WITH WATER: IDEAL FOR SETTING CERAMIC TILE, QUARRY TILE AND PAVERS OVER INDOOR RESIDENTIAL CONCRETE FLOORS.
- MIXED WITH NA 3000 LATEX ADDITIVE: IDEAL FOR SETTING PORCELAIN, MARBLE, SLATE, & GRANITE IN INDOOR OR OUTDOOR RESIDENTIAL & LIGHT COMMERCIAL FLOORS, EVEN WITH FREEZE/THAW CONDITIONS.



## NA 400 SELF-LEVELER SELF-LEVELING UNDERLAYMENT FOR INTERIOR FLOORS

- HIGH-COMPRESSIVE-STRENGTH, CEMENT-BASED UNDERLAYMENT & REPAIR MIX.
- EASY TO POUR & THAT SEEKS ITS OWN LEVEL.

- IDEAL FOR LEVELING, SMOOTHING AND REPAIRING INTERIOR FLOORS UP TO 1"(2.5CM) IN A SINGLE APPLICATION.
- MIX WITH WATER AND POUR OVER THE FLOOR SUBSTRATE.
- FAST CURE TIME ALLOWS TILE TO BE INSTALLED AFTER JUST 24 HOURS.



## NA 3500 GLASS SET

POLYMER THIN-SET MORTAR FOR GLASS & MOSAIC TILE

- PREMIUM-GRADE, POLYMER-FORTIFIED, MULTI PURPOSE THIN-SET MORTAR.
- IDEAL FOR INSTALLING GLASS TILE, PORCELAIN, CERAMIC AND STONE MOSAICS.
- IDEAL FOR INSTALLING LIGHT-COLORED TRANSLUCENT NATURAL STONE.



## NA 500 FLOOR PATCH

RAPID-SETTING PATCHING COMPOUND WITH POLYMER

- FAST-SETTING, LATEX-FORTIFIED, SANDED, CEMENT-BASED PATCHING COMPOUND WITH HIGH COMPRESSIVE STRENGTH.
- MIXED WITH WATER, FLOOR COVERINGS

- CAN BE INSTALLED IN JUST 1 HOUR AFTER APPLICATION.
- MIXED WITH THE LATEX LIQUID NA 501 FLOOR PATCH ADDITIVE, CAN BE USED AS AN EMBOSSED LEVELER OR TO ENCAPSULATE CUTBACK ADHESIVE RESIDUE.



## NA 3650 MAGNA FLOOR

LARGE-AND-HEAVY-TILE MORTAR

- MEDIUM-BED, POLYMER-MODIFIED MORTAR.
- IDEAL FOR UNDER LARGE-FORMAT AND HEAVY TILE AND STONE.
- IDEAL FOR UNDER PORCELAIN TILE, HEAVY-RIBBED-BACK TILE, BRICK PAVERS, DIMENSIONAL TILE, QUARRY TILE, SALTILLO TILE, MARBLE, GRANITE & NATURAL STONE.



Exclusively distributed by:



by Quarries Direct International, L.L.C.

# SURFACE CARE SOLUTIONS

CLEANING, SEALING AND MAINTENANCE OF FLOOR AND WALL SURFACES. SURFACE CARE SOLUTIONS THAT WORK



## DETERDEK

GROUT HAZE REMOVER

- REMOVES CEMENT GROUT HAZE & CONSTRUCTION DIRT.
- ELIMINATES EFFLORESCENCE FROM GROUT, TERRACOTTA & BRICK.
- REMOVES LIME DEPOSITS

FROM FLOORS, SHOWER WALL TILES, & BATHROOM FIXTURES.



## FILA PS87

HEAVY DUTY CLEANER

- DILUTED: CLEANS & REMOVES GREASE FROM DIRTY PORCELAIN, CERAMICS, HONED NATURAL STONE, TERRACOTTA & CONCRETE FLOORS.

- UNDILUTED: REMOVES STUBBORN STAINS FROM PORCELAIN.
- EXCELLENT FOR THE DEEP CLEANING OF UNPOLISHED, ACID SENSITIVE STONES.
- IDEAL FOR THE BASIC CLEANING OF CONCRETE.



## FILA CLEANER

NEUTRAL CLEANER

- A GENTLE CLEANER FOR ALL WALL & FLOOR COVERINGS.
- SAFE FOR PRETREATED & SENSITIVE SURFACES.
- ESSENTIAL FOR THE POST INSTALLATION CLEANING OF

ACID SENSITIVE MATERIAL SUCH AS MARBLE, LIMESTONE & TRAVERTINE.



## FILA NO RUST

75 ML(2.5 FL OZ)

RUST STAIN REMOVER

- REMOVES RUST STAINS
- NON-ACIDIC FORMULATION
- IDEAL FOR DELICATE POLISHED MARBLE

- GEL-LIKE CONSISTENCY: CAN BE EASILY APPLIED DIRECTLY ON THE STAIN AVOIDING WASTE
- ACTS IN JUST A FEW MINUTES: IT REMOVES STAINS IN JUST 15 MINUTES



## FILA SR95

75 ML(2.5 FL OZ)

STAIN REMOVER FOR NATURAL STONE & PORCELAIN

- REMOVES COLORED STAINS (LIKE WINE, COFFEE, ETC.)

- DOES NOT HARM POLISHED STONE
- EFFECTIVE IN REMOVING MARKER STAINS



## FILA MP90 ECO PLUS

NATURAL LOOK PENETRATING SEALER

- NATURAL LOOK ANTI-STAIN SEALING.
- THE BEST ENVIRONMENTALLY FRIENDLY STAIN PROTECTION FOR PORCELAIN TILES, NATURAL STONE, MARBLE & GRANITE WITH POLISHED, BRUSHED & HONED FINISHES.
- REDUCES ABSORPTION WITHOUT AFFECTING THE MATERIAL'S NATURAL LOOK.
- IMPREGNATES, PROTECTS, & MAKES CLEANING EASIER.
- IDEAL FOR GROUT JOINTS, CERAMIC & CRACKLE EFFECT SURFACES, RESIN-MARBLE, & STONE SLABS.
- SUITABLE FOR TREATING DECORATED CEMENT TILES & RECONSTRUCTED STONES.



## FILA STONE PLUS ECO

MATTE FINISH LOOK STONE ENHANCER

- PROTECTS & ENRICHES THE ORIGINAL COLOR OF POLISHED, HONED, TEXTURED & TUMBLED NATURAL STONE.

- PENETRATES DEEPLY INTO THE STONE, PROTECTING IT FROM WATER, OILY STAINS & DIRT.
- IDEAL FOR COUNTERTOPS, INLAYS & BACKSPASHES.



## FILA WET ECO

WET-LOOK SEALER

- A WET-LOOK, TOPICAL SEALER THAT PROTECTS INDOOR-OUTDOOR UNPOLISHED STONE, TERRACOTTA & AGGLOMERATE SURFACES.

- IT PROTECTS SURFACES AGAINST STAINS & DIRT.
- IDEAL FOR USE IN KITCHENS, UNDER BARBECUES & EVEN ON CAR DRIVEWAYS.



## FILA PW10

PRE-INSTALLATION ANTI CONTAMINANT BACK SEALER

- STOPS CONTAMINANTS RISING UP FROM THE SUBSTRATE TO THE SURFACE

- PREVENTS THE FORMATION OF STREAKS AND/OR STAINS.
- THE PRODUCT DOESN'T AFFECT THE ADHESION OF THE GLUE (REGULATION UNI EN 1348-2009).



## FILA PRW200

GROUT RELEASE

- WATER BASED PROTECTOR AGAINST GROUT & MORTAR STAINS.
- REDUCES DRYING TIME & EASES GROUT CLEAN UP.
- IDEAL FOR ABSORBENT

MATERIALS: NATURAL & RECONSTRUCTED STONES, TERRACOTTA & QUARRY TILES.



## HYDROREP

WATER REPELLENT SEALER

- PROTECTS EXTERIOR SURFACES FROM WATER AND HUMIDITY.
- MAKES WALLS AND CLADDINGS WATER-REPELLENT
- IDEAL FOR BRICK VENEERS AND CONCRETE
- PROTECTS FROM WEAR CAUSED BY POLLUTION.



## FILA FOB

NATURAL LOOK POROUS STONE SEALER

- NATURAL LOOK WATER AND OIL REPELLANT SEALER AGAINST STAINS, FOR INTERIOR AND EXTERIOR SURFACES, MAINLY FOR

- POROUS UNPOLISHED NATURAL STONES.
- SUITABLE FOR HONED MARBLE, LIMESTONE AND TRAVERTINE.
- IDEAL FOR TREATMENT OF CONCRETE AND QUARRY TILES.

**CLEANERS**

**WATER BASED SEALERS**

**SOLVENT BASED SEALERS**



- NO VOCS
- LEED COMPLIANT
- SOLAR POWER PRODUCTION



by Quarries Direct International, LLC.



WHY DO BUSINESS WITH QDI SURFACES? THAT'S SIMPLE....

**QUALITY, SELECTION, RELIABILITY/AVAILABILITY, PRICE AND SERVICE**

- QUALITY**.....WE CARRY ONLY THE FIRST RUN **TOP QUALITY** MATERIALS
- SELECTION**.....WE HAVE THE MOST VARIETY AND **LARGEST SELECTIONS** IN TOWN
- RELIABILITY/AVAILABILITY**.....WE CONSISTENTLY HAVE THE MATERIALS **IN STOCK** WHEN NEEDED
- PRICE**.....OUR BUYING POWER GIVES US THE ABILITY TO BE **EXTREMELY COMPETITIVE** ON PRICE
- SERVICE**.....WE ARE COMMITTED TO DELIVERING **SUPERIOR CUSTOMER SERVICE** AND GO ABOVE AND BEYOND FOR OUR CUSTOMERS.

QDI SURFACES WILL BE YOUR MOST TRUSTED SUPPLIER OF DIMENSIONAL **PORCELAIN, NATURAL STONE, LVT, GLASS, TILES, PAVERS, COPINGS, SLABS, MOSAICS, SETTING MATERIALS, SEALERS AND CLEANERS.**

WE ARE DEDICATED TO **QUALITY** AND **SUPERIOR** CUSTOMER SERVICE. WE TRULY WELCOME AND APPRECIATE THE OPPORTUNITY TO BE A COMMITTED PARTNER WITH YOUR BUSINESS FOR YEARS TO COME.

**PHOENIX**  
 2633 NORTH 24TH DRIVE  
 PHOENIX, AZ 85009  
 P. 602-269-7900  
 F. 602-233-1100

**ANAHEIM**  
 4616 EAST LA PALMA AVE  
 ANAHEIM, CA 92807  
 P. 714-695-0084  
 F. 714-695-6650

**HOUSTON**  
 5800 CENTRALCREST STREET  
 HOUSTON, TX 77092  
 P. 713-957-2600  
 F. 713-957-2601

**THE WOODLANDS**  
 312 SPRING HILL DRIVE  
 SPRING, TX 77386  
 P. 281-651-4285  
 F. 713-957-2601

**DALLAS**  
 2605 FREEWOOD DRIVE  
 DALLAS, TX 75220  
 P. 214-741-2200  
 F. 214-741-2201

**FORT SMITH**  
 1919 WHEELER AVENUE  
 FORT SMITH, AR 72901  
 P. 817-504-6670  
 F. 214-741-2201

[WWW.QDISURFACES.COM](http://WWW.QDISURFACES.COM)

[INFO@QDISURFACES.COM](mailto:INFO@QDISURFACES.COM)

